STAGE 03 Practice Exercises

Lessons 25-32

By: Brenden Lowe

JAZZ PIANO SCHOOL

Learning Freedom

Table of Contents

Lesson 25 9

Tritone Substitutions For All Dominant Chords 10

Rootless Voicing Structure 1 Through Tritone Subs 251 13

Rootless Voicings Structure 2 Through Tritone Subs 251 19

Tritone Mixolydian Mode Over The 251's Going Up 26

Tritone Mixolydian Mode Over The 251's Going Down 28

Chord Scale With 2 Half Step Approach Lick In Every Key 30

Chord Scale With 2 Half Step Approach Lick In Every Key 32

Continuous Eighth Notes To Connect The 251 Changes Making Sure To Land On 34

Rootless Voicings In Your RH, While Your LH Plays The Following Structures 36

Improvising Melodic Octave Lines In Your RH 38

I Should Care Analysis 40

Comping Your Rootless Voicings Using All Tritone Subs 42

Modes Through "I Should Care" With The Tritone Sub Modes 43

Improvising Over I Should Care Using All Tritone Reharms 44

Comping The Following Textures Over I Should Care 46

Lesson 26 47

Relative II-7 Chords Dominants The Circle Of Fourths 48

Relative II-7 Chords Dominants The Circle Of Fourths W/Structure 2 52

Lick Using A Relative Minor Reharm In All Keys 56

Lick Using A Relative Minor Reharm In All Keys 57

Continuous Triplets To Connect The 251 Changes 58

Common Comping Patterns One At A Time Through All The 251's 60

Long To Short Focused Rhythms Below To Comp 63

Short To Long Focused Rhythms Below To Comp 64

Upbeat Focused Rhythms One At A Time Through All The 251's 67

Polyrhythmic Patterns One At A Time Through All The 251's. 70

Comping & Improvising Through Blues #2 Using All The Relative 2 Reharms. 73
Comping Through "I Should Care" 74
Long To Short Focused Rhythms Below To Comp Through I Should Care 77
Short To Long Focused Rhythms Below To Comp Through I Should Care 79
Upbeat Focused Rhythms Below To Comp Through I Should Care 81
Comping Through "I Should Care" 84

Lesson 27 86

251 Reharms W/Relative Minor-Tritone Sub 87
251 Reharms W/Relative Minor-Tritone Sub- The First Measure 89
251 Reharms W/ Relative Minor-Tritone W/ The Regular 2-5 91
251 Reharms W/ Flipped Version Relative Minor & The Tritone W/ Regular 2-5 93
Lick Using Relative Minor & Tritone In A 251 95
Continuous Sixteenth Notes To Connect The 251 97
Comping Through The 251's 99
Comping Both Hands Over I Should Care 101
LH Rootless Voicings Over I Should Care 103
Improv Over I Should Care 105
Comp Through “I Should Care” 107

Lesson 28 109

Comping & Improvising All The Dominant Chords 110
Comping & Improvising All The Secondary Dominants-C 111
Comping & Improvising All The Secondary Dominants-F 113
Comping & Improvising All The Secondary Dominants-Bb 115
Comping & Improvising All The Secondary Dominants-Eb 117
Comping & Improvising All The Secondary Dominants-Ab 119
Comping & Improvising All The Secondary Dominants-Db 121
Comping & Improvising All The Secondary Dominants-Gb 123
Comping & Improvising All The Secondary Dominants-B 125
Comping & Improvising All The Secondary Dominants-E 127
Comping & Improvising All The Secondary Dominants-A 129
Comping & Improvising All The Secondary Dominants-D 135

Comping & Improvising All The Secondary Dominants-G 133
Comping & Improvising All The Secondary Dominants W/ Tritone Sub 135
Diminished 7th Chords Root Position 136
Whole Half Diminished Lick In Every Key 138
Secondary Dominant Lick- All The Dominant Chords 140
Diminished Jazz Exercise In All Keys 142
Any Rhythms To Continuously Connect The 251 143
Intermediate Solo Piano Comping Methods 145
LH Rootless Voicings Over I Should Care 146
Both Hands Over I Should Care 148
Improvising Over I Should Care 150
Comping For Yourself While Playing I Should Care Solo Piano 152

Lesson 29 154

Sustained 7th Chords Root Position 155
Sus Chords Using Relative 2 Minor Rootless Voicing On Top 157
Sus Chords Using Relative 2 Minor Rootless Voicing Structure 2 On Top 158
Reharming The 251 Using A Sus Chord Before Dominant 7th Structure 1 159
Reharming The 251 Using A Sus Chord Before Dominant 7th Structure 2 163
Rootless Voicings Structure 1-Sus 7th Chord Replacing 2 Min 165
Rootless Voicings Structure 2 - Sus7th Chord 251 Reharm 168
Diatonic Passing Chord Using Shells In The RH 171
Sus 7 Chord Line In All Keys 174
Take The Following Tunes Below And Create Intro's 176
Take The Following Tunes Below And Tag The Very Last Phrase 177
Ballad Style Solo Piano Playing 178
LH Chord Quarter Note Pulsing 179
LH Whole & Half Note Foundation 180
LH Solo Piano Component Foundation 181
Group Style Playing With RH Melody And LH Rootless Voicings 182
Ballad Style Improv Approaches 183
LH Chord Quarter Note Pulsing 184

LH Whole & Half Note Foundation 185
LH Solo Piano Component Foundation 186
LH Solo Piano Comping Methods 187
LH Chord Quarter Note While RH Plays Melody 188
LH Whole & Half Note Foundation While RH Plays Melody 189
LH Solo Piano Component Foundation While RH Plays Melody 190
LH Solo Piano Comping Methods While Playing Melody 191
The Nearness Of You 192
Sus Reharm Method #1 194
Sus Reharm Method #2 196
Sus Reharm Method #1 Complete Reharm Changes 198
Sus Reharm Method #2 Complete Reharm Changes 200
Diatonic Movement Where There Are Pauses On Chords 202
Ballad Improv Methods Below 203
Melody & Improv Using LH Comping 205

Lesson 30 207

251 Reharms With The Sus7th Chord Substituting-Dominant Chord 208
251 Reharms With The Sus7th Chord In Place Of Tritone Sub 210
Comping And Improvising Through The us7th Blues In All Keys 112
Diminished Chords For Minor 7th Chords Up & Down In C Minor 217
Diminished Chords For Minor 7th Chords Up & Down In F Minor 220
Diminished Chords For Minor 7th Chords Up & Down In Bb Minor 223
Diminished Chords For Minor 7th Chords Up & Down In Eb Minor 226
Diminished Chords For Minor 7th Chords Up & Down In Ab Minor 229
Diminished Chords For Minor 7th Chords Up & Down In C# Minor 232
Diminished Chords For Minor 7th Chords Up & Down In F# Minor 235
Diminished Chords For Minor 7th Chords p & Down In B Minor 238
Diminished Chords For Minor 7th Chords Up & Down In E Minor 241
Diminished Chords For Minor 7th Chords Up & Down In A Minor 244
Diminished Chords For Minor 7th Chords Up & Down In D Minor 247
Diminished Chords For Minor 7th Chords p Down In G Minor 250

Diminished Chord From Below To Approach The Minor 7th Chord 253
Diminished Chord From Above To Approach The Minor 7th Chord 255
Diminished Approach Lick In Every Key 257
Diminished Approach Lick In Every Key 259
Tritone Sus Chord Lick In Every Key 262
Tritone Sus Chord Lick In Every Key 264
Tunes Below And Create Intro's Using The V7 Pedal 266
Tunes Below And Create Outro's Using The A-Train 268
Solo Ballad Stride Style 269
Group Ballad Style 270
Group Ballad Comping 271
Ballad Improv 273
LH Ballad Comping Over The 251's 274
Intro's "The Nearness Of You" 276
Diminished Above & Below To The Minor Chords 278
Sus Chords In Place Of All Dominant Chords 280
Sus Chord For All Tritone Subs 282
New Reharms. Diminished Approaches, Sus Reharm For Dominant, And Sus Tritone. 284
Solo Piano Stride Style Method 286
Ballad Group Comping 288
Ballad Improv 290
LH Ballad Comping With A Group Over "The Nearness Of You" 292

Lesson 31 294

Sus Sound sin Passing Diminished Minor 7th Chords 295
Root Position Block Chords 301
1st Inversion Block Chords 303
2nd Inversion Block Chords 305
3rd Inversion Block Chords 307
Block Chords In All Keys Going Up The Natural Minor Scale 309
Minor Passing Diminished Chord Exercise In All Keys 315
Improv & Comping Over Intro Progressions 327

Improv & Comping Over The Intro (4, 4-, 3, 6, 2, 5, 1) 329
Improv & Comping Over The Intro (1, 3, 4, #4, 1, , 2, 5) 331
Improv & Comping Over The Intro (2 ,5 ,1, ,4-, 3, 6) 333
Improv & Comping Over The Intro (1, 6, 2, 5) 335
Take The Following Tunes Below And Create Your Own Intro's 337
Improvising & Comping The Outro 338
Improvising & Comping The (1,3,4,#4,1/5,6,2,5,1) Outro 339
Double Handed Lick To Lead Into bVIII To I 343
Harmonizing The Melody Of The Ballads 345
Double Time Feel Into The Ballads 346
Ballad Improv Using Textures 347
LH Single Note Line Comping 348
Reharmonizing Parts Of The Melody Using Block Chords 349
Add Passing Block Chords In The Space Of The Melody 351
Minor7th With Diminished Chords Over A Dominant 7th 353
Double Time Feel Behind With A Track To "Nearness Of You" 355
Improvising Over "The Nearness Of You" 357
Following Outro Progression To End "The Nearness Of You" 359
RH Improvises W/ LH Single Note Lines 360

Lesson 32 362

Drop 2 Voicings, Rootless Structure 1 Through 251's 363
Drop 2 Voicings, Rootless Structure 1 With LH 1 + 7 Through 251's 366
Drop 2 Voicings, Rootless Structure 2 Through 251's 369
Drop 2 Voicings, Rootless Structure 2 With LH 1 + 3 Through 251's 372
Drop 2 Minor Rootless Voicings Structure 1 375
Drop 2 Dominant 7th Rootless Voicings Structure 1 376
Drop 2 Major 7th Rootless Voicings Structure 1 377
Drop 2 Minor 7th Rootless Voicings Structure 2 388
Drop 2 Dominant 7th Rootless Voicings Structure 2 399
Drop 2 Major 7th Rootless Voicings Structure 2 380
Passing Chord Inversions 381

Passing Chord Methods..... 382
Diatonic Chords In Thirds Going Up 384
Diatonic Chords In Thirds Going Down..... 389
Improvising And Comping Over The Intro (3,6,2,5) 395
Improvising And Comping Over The Intro (2,5,1) 397
Pedal With Broken Octave On Top Intro 399
Improvising And Comping Over The 1o7 Outro 401
Half Step Above Major7th Chord Outro In All Keys..... 403
251 Outro In All Keys. 405
(bVII To Imaj7) Progression Outro Below In All Keys..... 407
Trill Ending To The Progression (4,4-,b7,1) Outro Below In All Keys 409
Ballad Textures 411
Ballad Improv 413
LH Comping Methods While Your RH Improvises 114
Passing Chord Inversion Method Through "The Nearness Of You" 415
Intro Into "The Nearness Of You"..... 417
Outros Below To End "The Nearness of You"..... 418
Ballad Textures Over "The Nearness Of You"..... 419
Improvising Over "The Nearness Of You" 421
LH Comping Textures Below While Your RH Improvises 423

JAZZ PIANO SCHOOL

Learning Freedom

Lesson 25

Lesson 25 Practice

Brenden Lowe

Practice The Tritone Substitutions For All Dominant Chords

#1 - RH Alone



#2 - LH Alone



© Jazzpianoschool.com 2014

2



#3 - RH With LH Bass Notes




A♭7
D7
D♭7
G7
57
G♭7
C7
B7
F7
61
E7
B♭7
A7
E♭7
65
D7
A♭7
G7
D♭7
69

Lesson 25 Practice

Brenden Lowe

Practice The Rootless Voicing 1 Through Tritone Subs 251

#1 - RH Alone



© Jazzpianoschool.com 2014



#2 - LH Alone



© Jazzpianoschool.com 2014



#3 - RH Alone, LH Bass Notes



© Jazzpianoschool.com 2014



76



79



82



85

© Jazzpianoschool.com 2014









© Jazzpianoschool.com 2014



100



103



106

© Jazzpianoschool.com 2014

Lesson 25 Practice

Brenden Lowe

Practice Rootless Voicings Structure 2 Tritone Subs In All Keys

#1 - RH Alone



© Jazzpianoschool.com 2014



#2 - LH Alone



© Jazzpianoschool.com 2014



© Jazzpianoschool.com 2014



67



70

#3 - RH Alone, LH Bass Notes



73



76



79

© Jazzpianoschool.com 2014









© Jazzpianoschool.com 2014



94



97



100



103

© Jazzpianoschool.com 2014



106

Lesson 25 Practice

Brenden Lowe

Practice Using The Tritone Mixolydian Mode Over The 251's Going Up

#1 - RH Alone With Track

#2 - LH Comping



© Jazzpianoschool.com 2014


B-7
B♭7
AMAJ7
25
E-7
E♭7
DMAJ7
28
A-7
A♭7
GMAJ7
31

Lesson 25 Practice

Brenden Lowe

Practice Using The Tritone Mixolydian Mode Over The 251's Going Down

#1 - RH Alone With Track
#2 - LH Comping



© Jazzpianoschool.com 2014

Lesson 25 Practice



Technique

Lesson 25 Practice

Brenden Lowe

Practice The Tritone Sub Lick In All Keys

#1- RH With Track
#2 - RH Exercise, LH Comping



© Jazzpianoschool.com 2014

Lesson 25 Practice

2

Key Of G♭



Key Of B



Key Of E



Key Of A



Key Of D



Key Of G



Lesson 25 Practice

Brenden Lowe

Practice The Tritone Sub Lick In All Keys

#1- RH With Track
#2 - RH Exercise, LH Comping

Key Of C



Key Of F



Key Of B♭



Key Of E♭



Key Of A♭



Key Of D♭



© Jazzpianoschool.com 2014

Lesson 25 Practice

2

Key of G♭



Key of B



Key of E



Key of A



Key of D



Key of G



Lesson 25 Practice

Brenden Lowe

Practice Using Continuous Eighth Notes To Connect The 251 Changes Making Sure To Land On Chord Tones When The Harmonies Change. DO NOT STOP

#1 - RH Alone With Track
#2 - RH W/ LH Chords
#3 - RH W/LH Chords + Track



© Jazzpianoschool.com 2014



© Jazzpianoschool.com 2014

Brenden Lowe

Lesson 25 Practice

Practice Using Rootless Voicings In Your RH, While Your LH Plays The Following Structures

LH Structures
#1 - 1+7
#2 - 1+3
#3 - 1+10



© Jazzpianoschool.com 2014

Lesson 25 Practice

C♯-7 F♯7 Bmaj7

F♯-7 B7 Emaj7

B-7 E7 Amaj7



E-7 A7 Dmaj7



A-7 D7 Gmaj7



© Jazzpianoschool.com 2014

Brenden Lowe

Lesson 25 Practice

Practice Improvising Melodic Octave Lines In Your RH, While Your LH Comps The Same Rhythms With Rootless Voicings



© Jazzpianoschool.com 2014



© Jazzpianoschool.com 2014

Repertoire

Lesson 25 Practice

Brenden Lowe

I Should Care

Words & Music by Sammy Cahn
Axel Stordahl & Paul Weston



© Jazzpianoschool 2015

Lesson 25 Practice

D Maj Or C

Key Of A-

(II-7b5 B-7b5 | V7 E7 | I-7) A-7 | I-7/VII A-7/G | I/III in D or II7 In C D/F#



Key Of C (II-7 D-7 | V7 G7 | Imaj7) Cmaj7 | IV-7 F-7 | III-7 E-7 | VI7 A7



Brenden Lowe

Lesson 25 Practice

#1 - Practice Comping Your Rootless Voicings Using All Tritone Subs

#1 - LH Alone
#2 - LH With Track

I Should Care

Words & Music by Sammy Cahn
Axel Stordahl & Paul Weston



© Jazzpianoschool 2015

Lesson 25 Practice

Brenden Lowe

Words & Music by Sammy Cahn
Axel Stordahl & Paul Weston

#1 - Practice The Modes Through "I Should Care" With The Tritone Sub Modes

First 4 Measures



How You Would Practice The Modes With Tritone Subs (Up, Down, Up + Down)

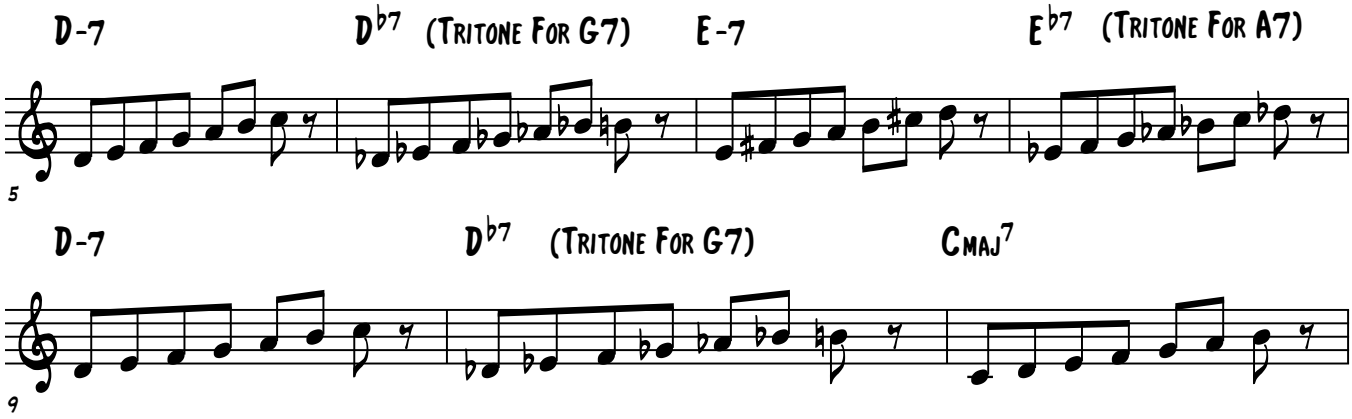

I Should Care



© Jazzpianoschool 2015

Brenden Lowe

Lesson 25 Practice

#1 - Practice Improvising Over I Should Care Using All Tritone Reharms

#1 - RH Alone With Track
#2 - RH With LH Chords
#3 - RH With LH Chords & Track

I Should Care

Words & Music by Sammy Cahn
Axel Stordahl & Paul Weston



© Jazzpianoschool 2015

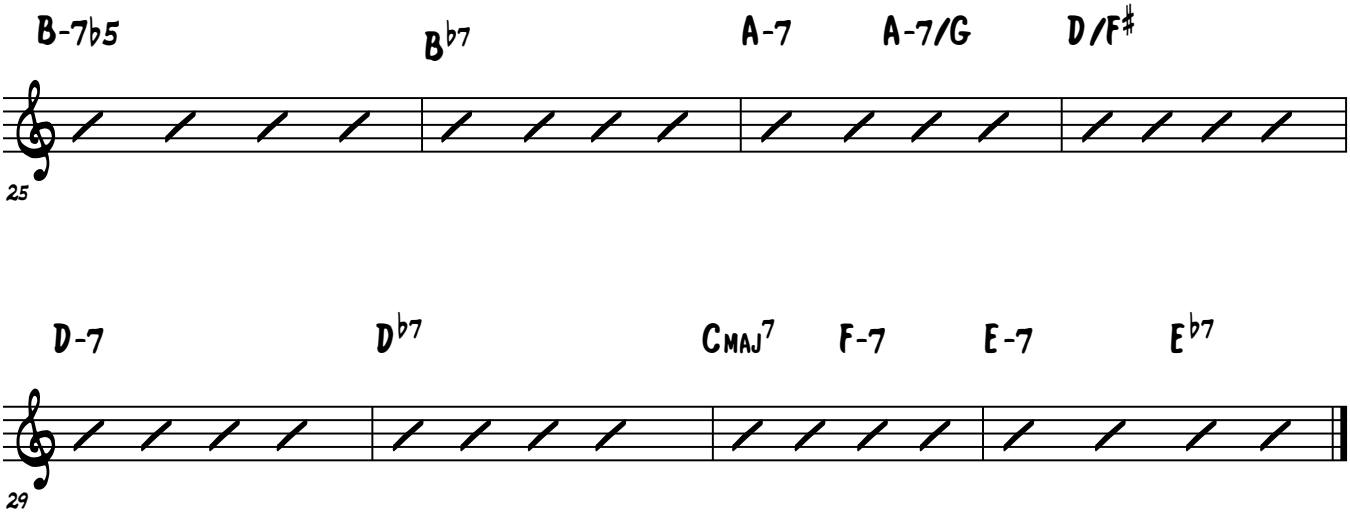
B-7b5
B♭7
A-7
A-7/G
D/F♯
25
D-7
D♭7
Cmaj7
F-7
E-7
E♭7
29

Brenden Lowe

Lesson 25 Practice

Words & Music by Sammy Cahn
Axel Stordahl & Paul Weston

Practice Comping The Following Textures Over I Should Care

#1 - 3 + 7 LH, RH Rootless Voicing
#2 - 7 + 3 LH, RH Rootless Voicings
#3 - Bass Notes LH, RH Rootless Voicings
#4 - LH Rootless Voicings, RH Melodic Octaves, (Sync Rhythms In Both Hands
#5 - RH Rootless Voicings, LH (1 + 10, 1 + 3, Or 1 + 7)

#1 - Comp Alone
#2 - Comp W/ Track

I Should Care



© Jazzpianoschool 2015

JAZZ PIANO SCHOOL

Learning Freedom

Lesson 26

Lesson 26 Practice

Brenden Lowe

Practice The Relative II-7 Chords Before The Dominants Through The Circle Of Fourths

#1 - RH Alone



© Jazzpianoschool.com 2014

2

#2 - LH Alone


D-7
G7
G-7
C7
25
C-7
F7
F-7
B♭7
29
B♭-7
E♭7
E♭-7
A♭7
33
A♭-7
D♭7
D♭-7
G♭7
37
F♯-7
B7
B-7
E7
41
E-7
A7
A-7
D7
45



49



53



57



61

4



65



69

Lesson 26 Practice

Brenden Lowe

Practice The Relative II-7 Chords Before The Dominants Through The Circle Of Fourths With Structure 2

#1 - RH Alone



#2 - LH Alone



© Jazzpianoschool.com 2014

2



#3 - RH With LH Bass Notes





53



57



61



65

4



Brenden Lowe

Lesson 26 Practice

#1- RH With Track

#2 - RH Exercise, LH Comping

Practice This Lick Using A Relative Minor Reharm In All Keys

Key Of C



Key Of F



Key Of Bb



Key Of Eb



Key Of Ab



Key Of Db



© Jazzpianoschool.com 2014

Brenden Lowe

Lesson 26 Practice

#1- RH With Track

#2 - RH Exercise, LH Comping Practice This Lick Using A Relative Minor Reharm In All Keys



© Jazzpianoschool.com 2014

Lesson 26 Practice

Brenden Lowe

Practice Using Continuous Triplets To Connect The 251 Changes Making Sure To Land On Chord Tones When The Harmonies Change. DO NOT STOP

#1 - RH Alone With Track
#2 - RH W/ LH Chords
#3 - RH W/LH Chords + Track



© Jazzpianoschool.com 2014



© Jazzpianoschool.com 2014

Lesson 26 Practice

Brenden Lowe

Practice Using The Common Comping Patterns One At A Time Through All The 251's.
Use Any Comping Voicings You Are Comfortable With

#1 - Comp Alone
#2 - Comp With Track

Rhythm #1



Rhythm #2



Rhythm #3



Rhythm #4



Rhythm #5

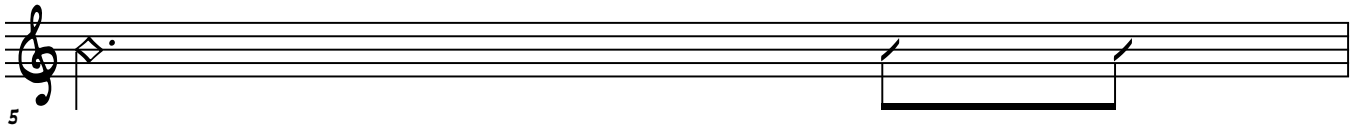

Rhythm #6



© Jazzpianoschool.com 2014

Rhythm #7



Rhythm #8





© Jazzpianoschool.com 2014



© Jazzpianoschool.com 2014

Lesson 26 Practice

Brenden Lowe

Practice Using The Given Long To Short Focused Rhythms Below To Comp Through All The 251's. Use Any Comping Voicings You Like

Rhythm #1

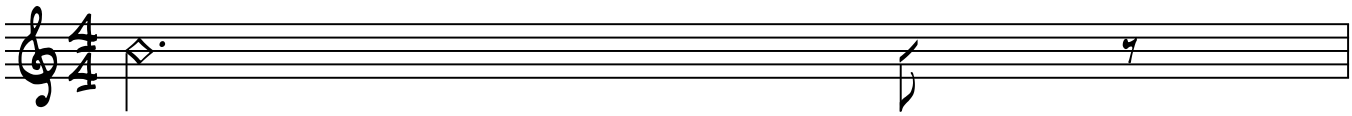

Rhythm #2

Rhythm #3



Rhythm #4







© Jazzpianoschool.com 2014

Repertoire

Lesson 26 Practice

Brenden Lowe

#1 - Comp Alone
#2 - Comp With Track

Practice Using The Given Short To Long Focused Rhythms Below To Comp Through All The 251's. Use Any Comping Voicings You Like

Rhythm #1

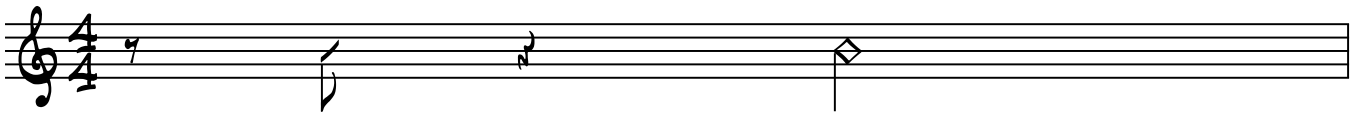

Rhythm #2



Rhythm #3



Rhythm #4







© Jazzpianoschool.com 2014



© Jazzpianoschool.com 2014





© Jazzpianoschool.com 2014

Lesson 26 Practice

Brenden Lowe

#1 - Comp Alone
#2 - Comp With Track

Practice Using The Upbeat Focused Rhythms One At A Time Through All The 251's.
Use Any Voicings You Are Comfortable With.

Rhythm #1



Rhythm #2



Rhythm #3



Rhythm #4



Rhythm #5



Rhythm #6



© Jazzpianoschool.com 2014

Rhythm #7



Rhythm #8





© Jazzpianoschool.com 2014



© Jazzpianoschool.com 2014

Lesson 26 Practice

Brenden Lowe

Practice Using The Polyrhythmic Patterns One At A Time Through All The 251's.
Use Any Comping Voicings You Are Comfortable With

#1 - Comp Alone
#2 - Comp With Track

Rhythm #1



Rhythm #2



Rhythm #3



Rhythm #4



D-7 G7 CMAJ7

G-7 C7 FMAJ7



© Jazzpianoschool.com 2014



© Jazzpianoschool.com 2014

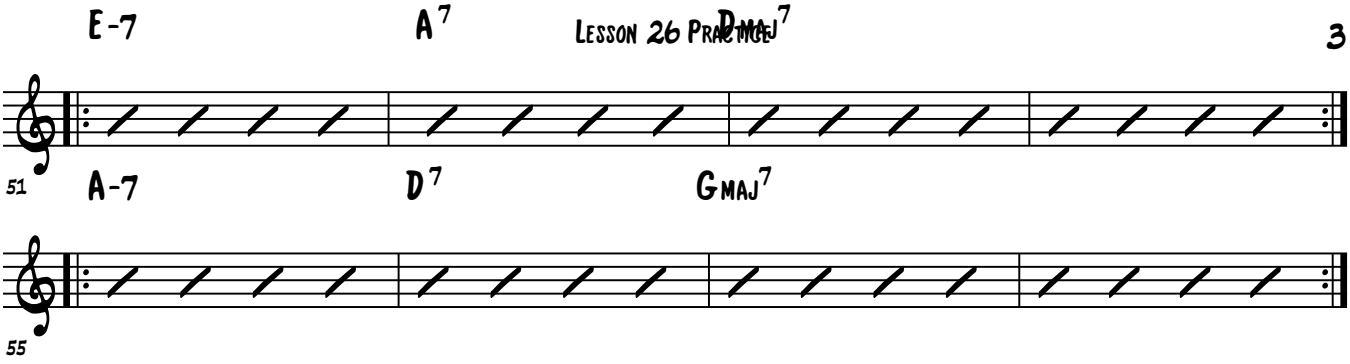

© Jazzpianoschool.com 2014

Lesson 26 Practice

Brenden Lowe

Practice Comping & Improvising Through Blues #2 Using All The Relative 2 Reharms.
After You Become Comfortable You Can Pick And Choose Which Ones You Like Best.
I wouldn't Recommend Using Them All.

#1 - Blues Before Reharm



#2 - Blues After Relative Reharm



© Jazzpianoschool.com 2014

Brenden Lowe

Lesson 26 Practice

Practice Comping Through "I Should Care" Using These Common Comping Rhythms You Practiced

Rhythm #1



Rhythm #2



Rhythm #3



Rhythm #4



Rhythm #5



Rhythm #6



© Jazzpianoschool.com 2014

Rhythm #7



Rhythm #8



I Should Care



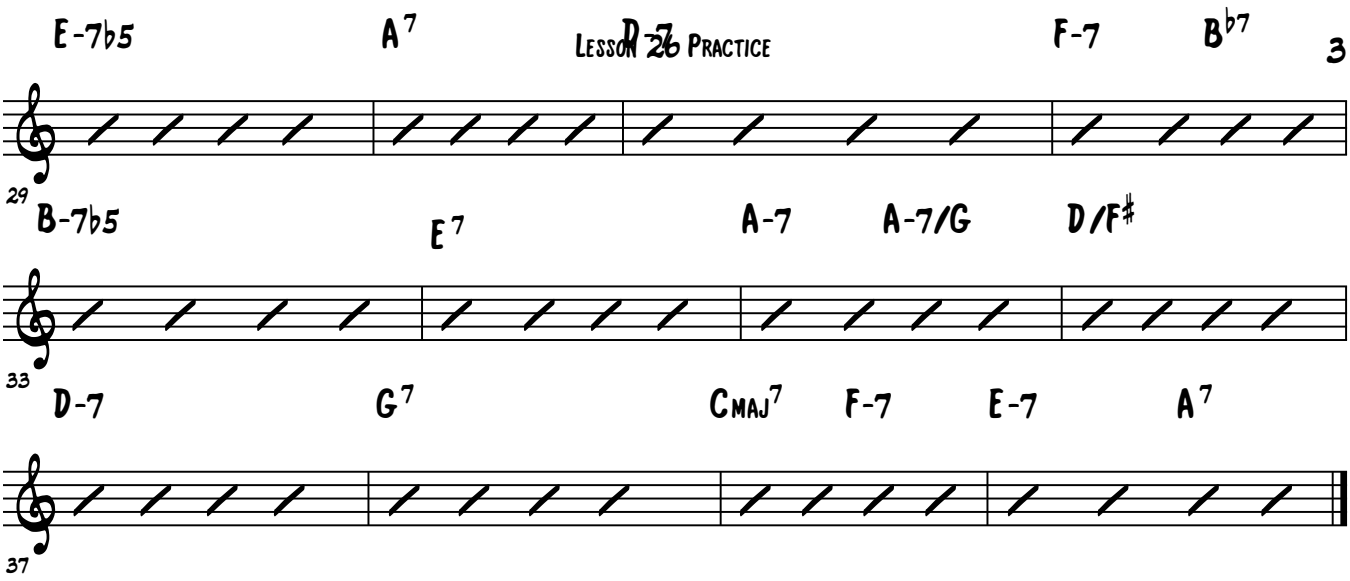
E-7b5
A7
D-7
F-7
Bb7
29
B-7b5
E7
A-7
A-7/G
D/F#
33
D-7
G7
CMAJ7
F-7
E-7
A7
37

Repertoire

Lesson 26 Practice

Brenden Lowe

#1 - Comp Alone
#2 - Comp With Track

Practice Using The Given Long To Short Focused Rhythms Below To Comp Through I Should Care

Rhythm #1

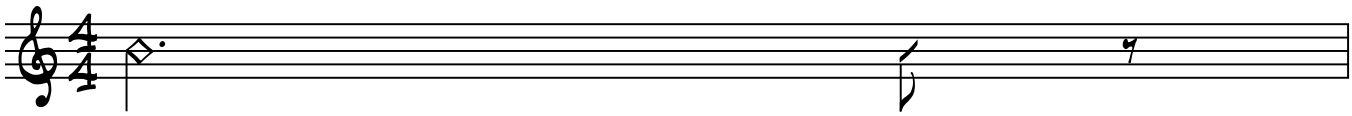

Rhythm #2

Rhythm #3



Rhythm #4



I Should Care



© Jazzpianoschool.com 2014



© Jazzpianoschool.com 2014

Repertoire

Lesson 26 Practice

Brenden Lowe

#1 - Comp Alone
#2 - Comp With Track

Practice Using The Given Short To Long Focused Rhythms Below To Comp Through I Should Care

Rhythm #1

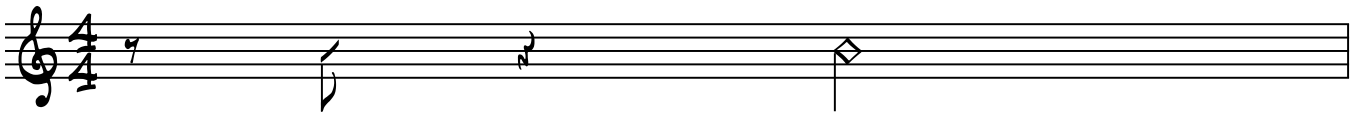

Rhythm #2



Rhythm #3



Rhythm #4



I Should Care



© Jazzpianoschool.com 2014


E-7b5 A7 D-7 F-7 Bb7
9
Cmaj7 B-7b5 E7 G-7 C7 Fmaj7
13
B-7b5 E7 A-7 A-7 D7 D-7 G7
17
D-7 G7 E-7 A7 D-7 G7 Cmaj7
21
E-7b5 A7 D-7 F-7 Bb7
25
B-7b5 E7 A-7 A-7/G D/F#
29
D-7 G7 Cmaj7 F-7 E-7 A7
33

Lesson 26 Practice

Brenden Lowe

#1 - Comp Alone Practice Using The Given Upbeat Focused Rhythms Below To Comp Through I Should Care
#2 - Comp With Track

Rhythm #1



Rhythm #2



Rhythm #3



Rhythm #4



Rhythm #5



Rhythm #6



Rhythm #7



© Jazzpianoschool.com 2014

Rhythm #8



I Should Care



© Jazzpianoschool.com 2014

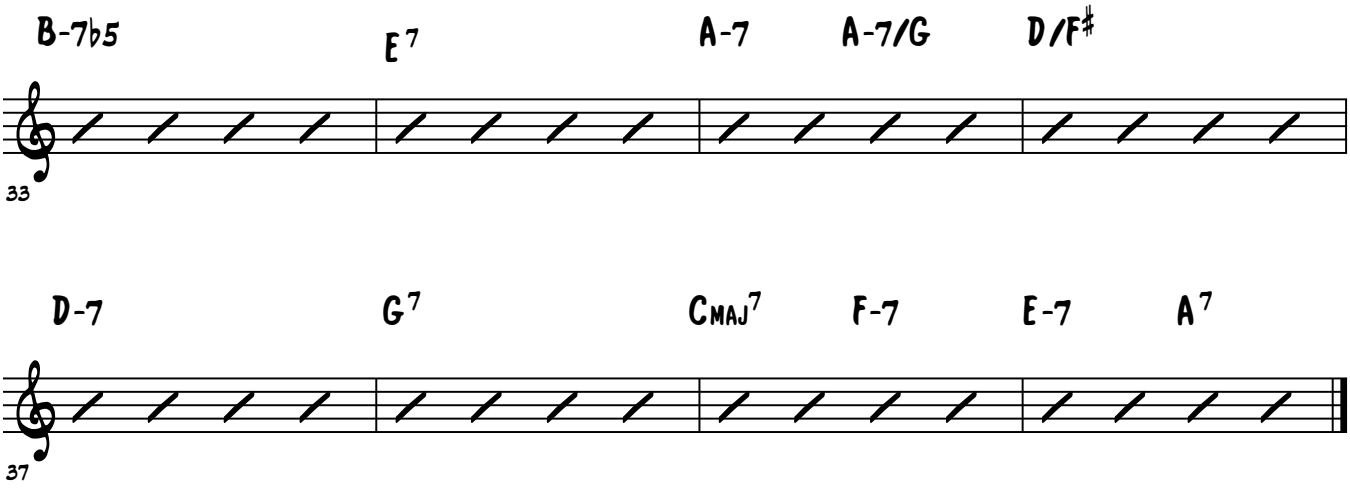
B-7b5
E7
A-7
A-7/G
D/F#
33
D-7
G7
CMAJ7
F-7
E-7
A7
37

Brenden Lowe

#1 - Comp Alone
#2 - Comp With Track

Lesson 26 Practice

Practice Comping Through "I Should Care" Using These Common Comping Rhythms You Practiced

Rhythm #1



Rhythm #2

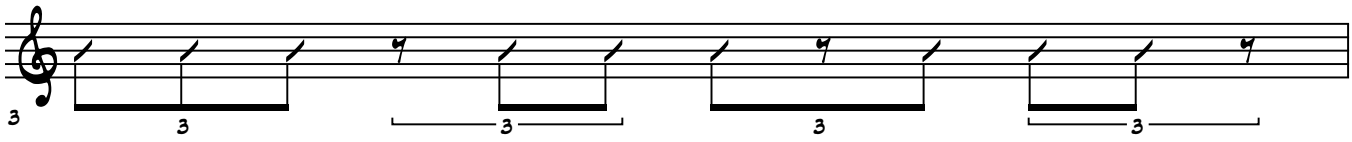

Rhythm #3



Rhythm #4



I Should Care





© Jazzpianoschool.com 2014


Cmaj7 B-7b5 E7 G-7 C7 Fmaj7
19
B-7b5 E7 A-7 A-7 D7 D-7 G7
23
D-7 G7 E-7 A7 D-7 G7 Cmaj7
27
E-7b5 A7 D-7 F-7 Bb7
31
B-7b5 E7 A-7 A-7/G D/F#
35
D-7 G7 Cmaj7 F-7 E-7 A7
39

JAZZ PIANO SCHOOL

Learning Freedom

Lesson 27

Lesson 27 Practice

Brenden Lowe

Comp And Improvise Over These 251 Reharms With The Relative Minor Infront Of The Tritone Sub



© Jazzpianoschool.com 2014


C♯-7
G-7
C7
BMAJ7
22
F♯-7
C-7
F7
EMAJ7
25
B-7
F-7
B♭7
AMAJ7
28
E-7
B♭-7
E♭7
DMAJ7
31
A-7
E♭-7
A♭7
GMAJ7
34

Lesson 27 Practice

Brenden Lowe

Comp And Improvise Over These 251 Reharms With The Relative Minor Of The Tritone Sub In The First Measure



© Jazzpianoschool.com 2014


G-7
C♯-7
F♯7
BMAJ7
22
C-7
F♯-7
B7
EMAJ7
25
F-7
B-7
E7
AMAJ7
28
B♭-7
E-7
A7
DMAJ7
31
E♭-7
A-7
D7
GMAJ7
34

Lesson 27 Practice

Brenden Lowe

Comp And Improvise Over These 251 Reharms With The Relative Minor & The Tritone
With The Regular 2-5 Also



© Jazzpianoschool.com 2014


C♯-7 F♯7 G-7 C7 BMAJ7
22
F♯-7 B7 C-7 F7 EMAJ7
25
B-7 E7 F-7 B♭7 AMAJ7
28
E-7 A7 B♭-7 E♭7 DMAJ7
31
A-7 D7 E♭-7 A♭7 GMAJ7
34

Lesson 27 Practice

Brenden Lowe

Comp And Improvise Over These 251 Reharms With The Flipped Version Of The Relative Minor And The Tritone With The Regular 2-5 Also



© Jazzpianoschool.com 2014


G-7 C7 C#-7 F#7 BMAJ7
22
C-7 F7 F#-7 B7 EMAJ7
25
F-7 Bb7 B-7 E7 AMAJ7
28
Bb-7 Eb7 E-7 A7 DMAJ7
31
Eb-7 Ab7 A-7 D7 GMAJ7
34

Lesson 27 Practice

Brenden Lowe

Practice This Lick Using The Relative Minor & Tritone In A 251

#1- RH With Track
#2 - RH Exercise, LH Comping



© Jazzpianoschool.com 2014

Lesson 27 Practice

Key Of G♭



Key Of B



Key Of E



Key Of E



Key Of E



Key Of G



Lesson 27 Practice

Brenden Lowe

Practice Using Continuous Sixteenth Notes To Connect The 251 Changes Making Sure To Land On Chord Tones When The Harmonies Change. DO NOT STOP

#1 - RH Alone With Track
#2 - RH W/ LH Chords
#3 - RH W/LH Chords + Track



© Jazzpianoschool.com 2014

Lesson 27 Practice



© Jazzpianoschool.com 2014

Lesson 27 Practice

Brenden Lowe

#1 - Practice Comping Through The 251's Using All Of The Following Textures One By One
#2 - Pick 2 Textures To Combine And Practice Comping Through 251's
#3 - Pick 3 Textures To Combine

Comping Textures

#1 - Little Space While Comping
#2 - A Lot Of Space
#3 - Long Duration Comps
#4 - Short Duration Comps
#5 - Loud Dynamics
#6 - Medium Dynamics
#7 - Soft Dynamics
#8 - High Register
#9 - Middle Register
#10 - Low Register
#11 - Thick Chords
#12 - Thin Chords
#13 - Melodic Based Comping
#14 - Rhythmic Based Comping

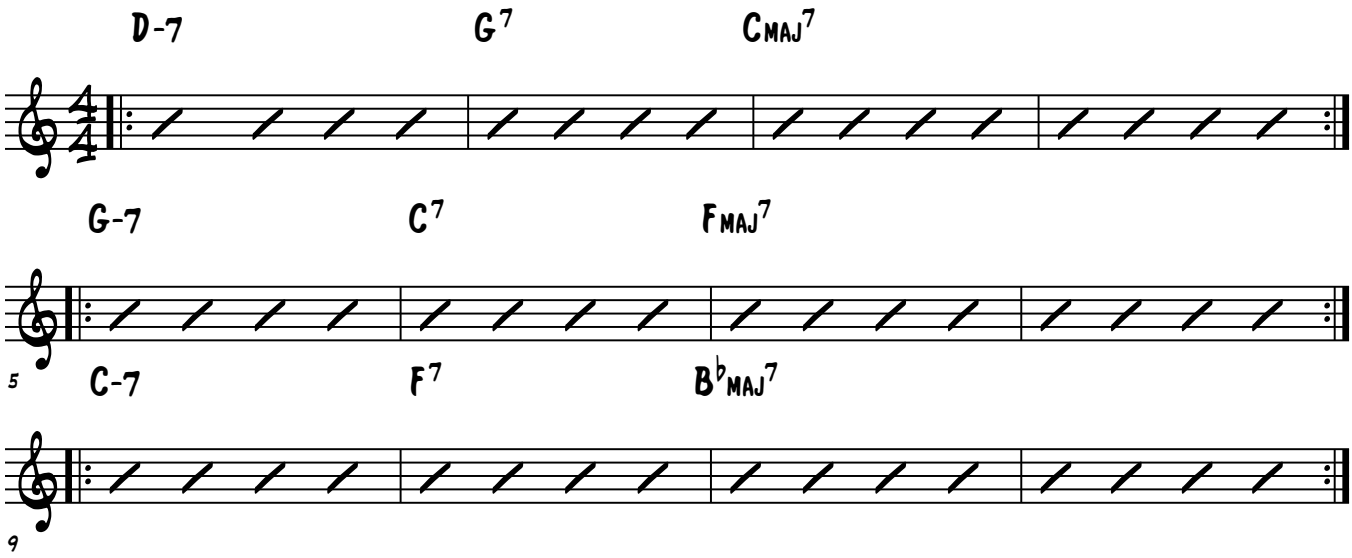

© Jazzpianoschool.com 2014



© Jazzpianoschool.com 2014

Brenden Lowe

Lesson 27 Practice

#1 - Practice Comping Both Hands Over I Should Care Using All Relative 2 & Tritone Reharm

#1 - Both Hands Comping Alone
#2 - Both Hands Comping With Track

I Should Care

Words & Music by Sammy Cahn
Axel Stordahl & Paul Weston



© Jazzpianoschool 2015

Lesson 27 Practice



Brenden Lowe

Lesson 27 Practice

#1 - Practice Comping The LH Rootless Voicings Over I Should Care Using All Relative 2 & Tritone Reharm

#1 - LH Alone
#2 - LH With Track

I Should Care

Words & Music by Sammy Cahn
Axel Stordahl & Paul Weston



© Jazzpianoschool 2015

Lesson 27 Practice



Brenden Lowe

Repertoire

Lesson 27 Practice

#1 - Practice Improvising Over I Should Care Using All Relative 2 & Tritone Reharm

#1 - RH Alone With Track
#2 - RH With LH Chords
#3 - RH With LH Chords & Track

I Should Care

Words & Music by Sammy Cahn
Axel Stordahl & Paul Weston



© Jazzpianoschool 2015

Lesson 27 Practice



Brenden Lowe

Lesson 27 Practice

Words & Music by Sammy Cahn
Axel Stordahl & Paul Weston

Comp Through "I Should Care" Using The Comping Textures We Worked On

Comping Textures

#1 - Little Space While Comping
#2 - A Lot Of Space
#3 - Long Duration Comps
#4 - Short Duration Comps
#5 - Loud Dynamics
#6 - Medium Dynamics
#7 - Soft Dynamics
#8 - High Register
#9 - Middle Register
#10 - Low Register
#11 - Thick Chords
#12 - Thin Chords
#13 - Melodic Based Comping
#14 - Rhythmic Based Comping

I Should Care



© Jazzpianoschool 2015


Cmaj7 B-7b5 E7 G-7 C7 Fmaj7
9
B-7b5 E7 A-7 A-7 D7 D-7 G7
13
D-7 G7 E-7 A7 D-7 G7 Cmaj7
17
E-7b5 A7 D-7 F-7 Bb7
21
B-7b5 E7 A-7 A-7/G D/F#
25
D-7 G7 Cmaj7 F-7 E-7 A7
29

JAZZ PIANO SCHOOL

Learning Freedom

Lesson 28

Lesson 28 Practice

Brenden Lowe

Practice Comping And Improvising Through All The Dominant Chords That Can Resolve To Each Other

#1 - Shells RH, Bass Notes LH
#2 - Comp Through
#3 - RH Improvise, LH Comp



© Jazzpianoschool.com 2014

Lesson 28 Practice

Brenden Lowe

Practice Comping And Improvising Through All The Secondary Dominants In The Key Of C

#1 - Shells RH, Bass Notes LH
#2 - Comp Through
#3 - RH Improvise, LH Comp



© Jazzpianoschool.com 2014

V7/IV-7 E7

IV-7 A-7



V7/VII-7♭5 F♯7

VII-7♭5 B-7♭5



Lesson 28 Practice

Brenden Lowe

Practice Comping And Improvising Through All The Secondary Dominants In The Key Of F

#1 - Shells RH, Bass Notes LH
#2 - Comp Through
#3 - RH Improvise, LH Comp



© Jazzpianoschool.com 2014

V7/IV-7 IV-7

A^7 D-7



V7/VII-7♭5 VII-7♭5

B^7 E-7♭5



Lesson 28 Practice

Brenden Lowe

Practice Comping And Improvising Through All The Secondary Dominants In The Key Of B♭

#1 - Shells RH, Bass Notes LH
#2 - Comp Through
#3 - RH Improvise, LH Comp



© Jazzpianoschool.com 2014

V7/IV-7 D7 | IV-7 G-7



V7/VII-7♭5 E7 | VII-7♭5 A-7♭5



Lesson 28 Practice

Brenden Lowe

Practice Comping And Improvising Through All The Secondary Dominants In The Key Of E♭

#1 - Shells RH, Bass Notes LH
#2 - Comp Through
#3 - RH Improvise, LH Comp



© Jazzpianoschool.com 2014

V7/IV-7 IV-7

G^7 C-7



V7/VII-7♭5 VII-7♭5

A^7 D-7♭5



Lesson 28 Practice

Brenden Lowe

Practice Comping And Improvising Through All The Secondary Dominants In The Key Of A♭

#1 - Shells RH, Bass Notes LH
#2 - Comp Through
#3 - RH Improvise, LH Comp



© Jazzpianoschool.com 2014

V7/IV-7 C7 IV-7 F-7



V7/VII-7♭5 D7 VII-7♭5 G-7♭5



Lesson 28 Practice

Brenden Lowe

Practice Comping And Improvising Through All The Secondary Dominants In The Key Of D♭

#1 - Shells RH, Bass Notes LH
#2 - Comp Through
#3 - RH Improvise, LH Comp



© Jazzpianoschool.com 2014

V7/IV-7 IV-7



V7/VII-7♭5 VII-7♭5



Lesson 28 Practice

Brenden Lowe

Practice Comping And Improvising Through All The Secondary Dominants In The Key Of G♭

#1 - Shells RH, Bass Notes LH
#2 - Comp Through
#3 - RH Improvise, LH Comp



© Jazzpianoschool.com 2014

V7/IV-7 $B^{\flat 7}$ IV-7 $E^{\flat}\text{-}7$



V7/VII-7♭5 C^{7} VII-7♭5 F-7♭5



Lesson 28 Practice

Brenden Lowe

Practice Comping And Improvising Through All The Secondary Dominants In The Key Of B

#1 - Shells RH, Bass Notes LH
#2 - Comp Through
#3 - RH Improvise, LH Comp



© Jazzpianoschool.com 2014

V7/IV-7 D♯7 IV-7 G♯-7



V7/VII-7♭5 F7 VII-7♭5 A♯-7♭5



Lesson 28 Practice

Brenden Lowe

Practice Comping And Improvising Through All The Secondary Dominants In The Key Of E

#1 - Shells RH, Bass Notes LH
#2 - Comp Through
#3 - RH Improvise, LH Comp



© Jazzpianoschool.com 2014

V7/IV-7 G♯7 IV-7 C♯-7



V7/VII-7♭5 A♯7 VII-7♭5 D♯-7♭5



Lesson 28 Practice

Brenden Lowe

Practice Comping And Improvising Through All The Secondary Dominants In The Key Of A

#1 - Shells RH, Bass Notes LH
#2 - Comp Through
#3 - RH Improvise, LH Comp



© Jazzpianoschool.com 2014

V7/IV-7 C♯7 IV-7 F♯-7



V7/VII-7♭5 D♯7 VII-7♭5 G♯-7♭5



Lesson 28 Practice

Brenden Lowe

Practice Comping And Improvising Through All The Secondary Dominants In The Key Of D

#1 - Shells RH, Bass Notes LH
#2 - Comp Through
#3 - RH Improvise, LH Comp



© Jazzpianoschool.com 2014

V7/IV-7 F♯7 | IV-7 B-7

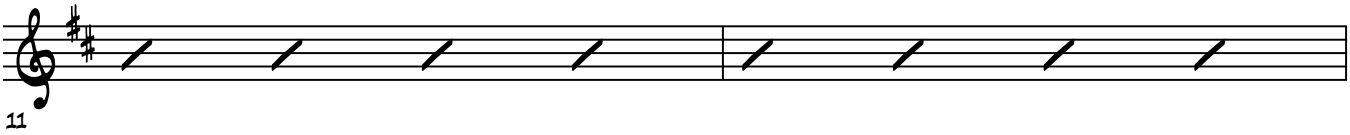

V7/VII-7♭5 G♯7 | VII-7♭5 C♯-7♭5

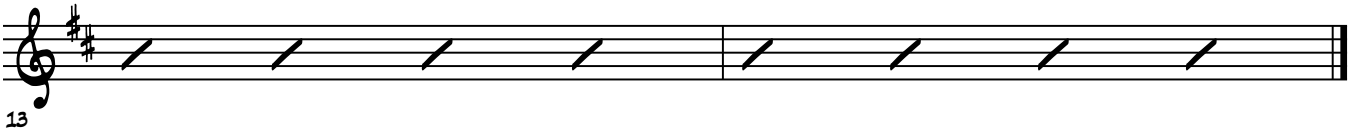

Lesson 28 Practice

Brenden Lowe

Practice Comping And Improvising Through All The Secondary Dominants In The Key Of G

#1 - Shells RH, Bass Notes LH
#2 - Comp Through
#3 - RH Improvise, LH Comp



© Jazzpianoschool.com 2014


V7/IV-7
B7
IV-7
E-7
11
V7/VII-7♭5
C♯7
VII-7♭5
F♯-7♭5
13

Lesson 28 Practice

Brenden Lowe

Practice Comping And Improvising Through All The Secondary Dominant Chords With Tritone Subs

#1 - Shells RH, Bass Notes LH
#2 - Comp Through
#3 - RH Improvise, LH Comp



© Jazzpianoschool.com 2014

Brenden Lowe

Lesson 28

Diminished 7th Chords Root Position

#1 RH Chords

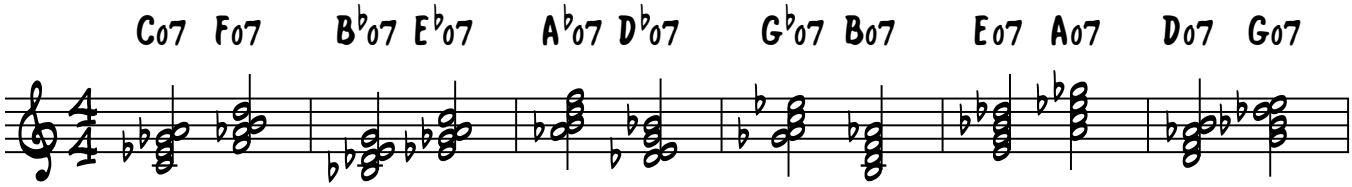

#2 LH Chords



#3 Hands Together



#4 RH Chords, LH Bass Notes



© jazzpianoschool.com 2014

#5 - LH Bass Note, Then Hands Together



© jazzpianoschool.com 2014

Lesson 28 Practice

Brenden Lowe

Practice This Whole Half Diminished Lick In Every Key

#1- RH With Track
#2 - RH Exercise, LH Comping



© Jazzpianoschool.com 2014

Lesson 28 Practice



Lesson 28 Practice

Brenden Lowe

Practice This Secondary Dominant Lick To Connect All The Dominant Chords

#1- RH With Track
#2 - RH Exercise, LH Comping



© Jazzpianoschool.com 2014

Lesson 28 Practice



Lesson 28 Practice

Brenden Lowe

Practice This Diminished Jazz Exercise In All Keys

#1- RH With Track
#2 - RH Exercise, LH Comping



© Jazzpianoschool.com 2014

Lesson 28 Practice

Brenden Lowe

Practice Using Any Rhythms To Continuously Connect The 251 Changes Making Sure To Land On Chord Tones When The Harmonies Change. DO NOT STOP

#1 - RH Alone With Track
#2 - RH W/ LH Chords
#3 - RH W/LH Chords + Track



© Jazzpianoschool.com 2014

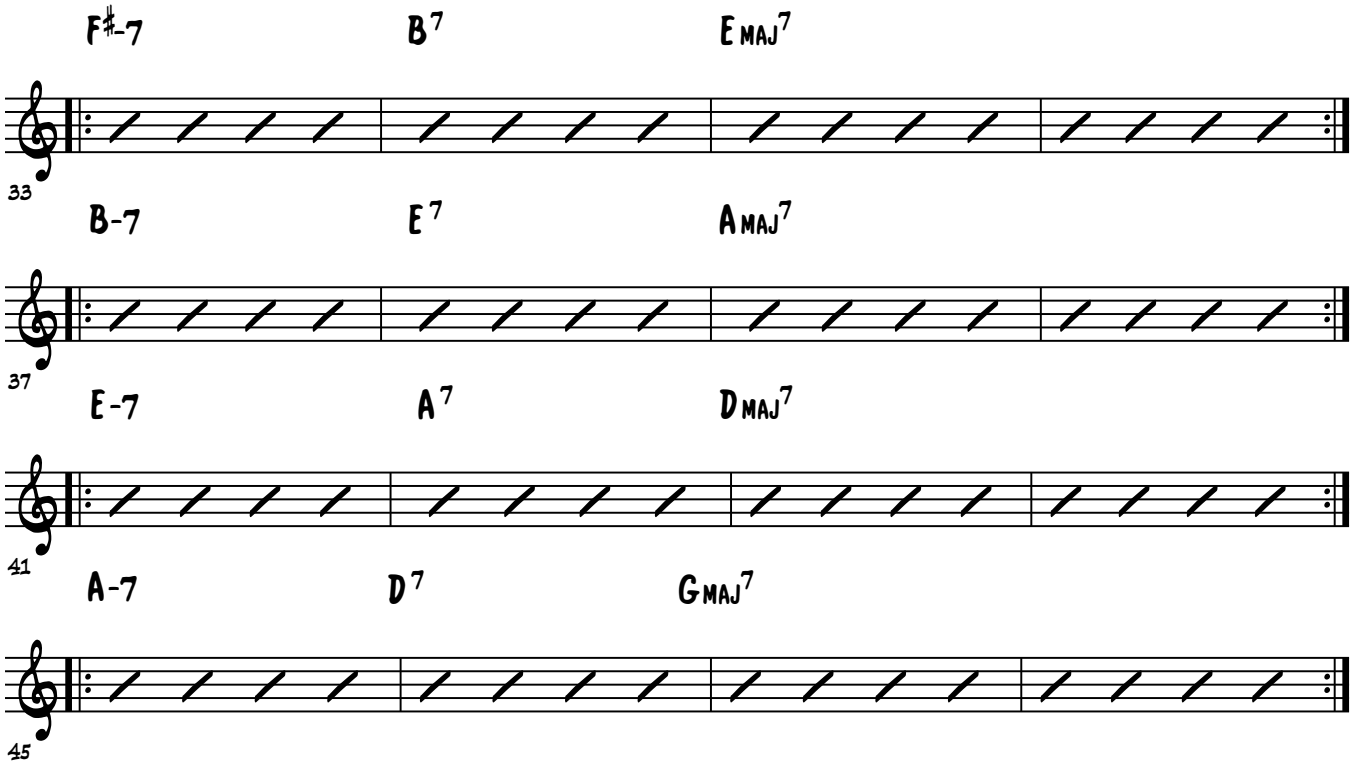

© Jazzpianoschool.com 2014

Repertoire

Lesson 28 Practice

Brenden Lowe

Practice The Intermediate Solo Piano Comping Methods Over For The Following Songs

Comping Methods

#1 - Comp For Yourself During Long Melody Notes
#2 - Use LH Comping That Fits With Melodic Phrasing
#3 - Comp With The Rhythm Of The Melody

#1 - Stella By Starlight
#2 - There Is No Greater Love
#3 - The Days Of Wine And Roses
#4 - There Will Never Be Another You

© Jazzpianoschool.com 2014

Brenden Lowe

Lesson 28 Practice

#1 - Practice Comping The LH Rootless Voicings Over I Should Care Using All Secondary Dominant Reharms

#1 - LH Alone
#2 - LH With Track

I Should Care

Words & Music by Sammy Cahn
Axel Stordahl & Paul Weston



© Jazzpianoschool 2015


E-7b5
A7
D-7
F7
Bb7
21
B-7b5
E7
A-7
A-7/G
D/F#
25
D7
G7
CMAJ7
F7
E7
A7
29

Brenden Lowe

Lesson 28 Practice

#1 - Practice Comping The Both Hands Over I Should Care Using All Secondary Dominant Reharms

#1 - Both Hands Without Track
#2 - Both Hands With Track

I Should Care

Words & Music by Sammy Cahn
Axel Stordahl & Paul Weston



© Jazzpianoschool 2015


E-7b5
A7
D-7
F7
Bb7
21
B-7b5
E7
A-7
A-7/G
D/F#
25
D7
G7
CMAJ7
F7
E7
A7
29

Brenden Lowe

Lesson 28 Practice

#1 - Practice Improvising Over I Should Care Using All Secondary Dominant Reharms

#1 - Both Hands Without Track
#2 - Both Hands With Track

I Should Care

Words & Music by Sammy Cahn
Axel Stordahl & Paul Weston



© Jazzpianoschool 2015


E-7b5
A7
D-7
F7
Bb7
21
B-7b5
E7
A-7
A-7/G
D/F#
25
D7
G7
CMAJ7
F7
E7
A7
29

Lesson 28 Practice

Brenden Lowe

Words & Music by Sammy Cahn
Axel Stordahl & Paul Weston

#1 - Practice Comping For Yourself While Playing I Should Care Solo Piano. Use The Following Methods

#1 - Comp For Yourself During Long Melody Notes
#2 - Use LH Comping That Fits With Melodic Phrasing
#3 - Comp With The Rhythm Of The Melody

I Should Care



© Jazzpianoschool 2015


E-7b5
A7
D-7
F-7
Bb7
21
B-7b5
E7
A-7
A-7/G
D/F#
25
D-7
G7
CMAJ7
F-7
E-7
A7
29

JAZZ PIANO SCHOOL

Learning Freedom

Lesson 29

Brenden Lowe

Lesson 29

Sustained 7th Chords Root Position

#1 RH Chords

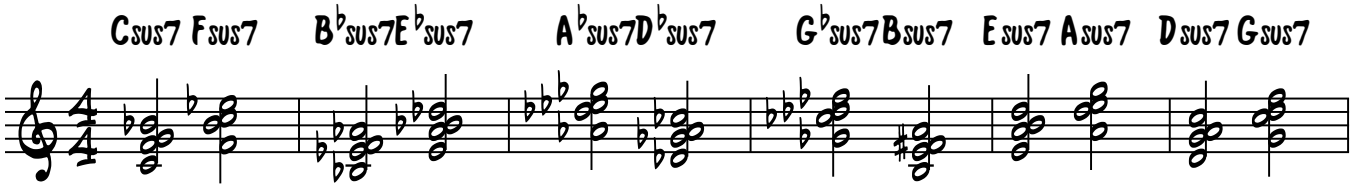

#2 LH Chords



#3 Hands Together



#4 RH Chords, LH Bass Notes



© jazzpianoschool.com 2014

#5 - LH Bass Note, Then Hands Together



© jazzpianoschool.com 2014

Brenden Lowe

Lesson 29 Practice

Sus Chords Using Relative 2 Minor Rootless Voicing On Top

#1 RH Chords, LH Bass Notes



#2 - LH Bass Note, Then LH Rootless Voicing



© jazzpianoschool.com 2014

Brenden Lowe

Lesson 29 Practice

Sus Chords Using Relative 2 Minor Rootless Voicing Structure 2 On Top

#1 RH Chords, LH Bass Notes



#2 - LH Bass Note, Then LH Rootless Voicing



© jazzpianoschool.com 2014

Lesson 29 Practice

Brenden Lowe

Practice Reharming The 251 Using A Sus Chord Before The Dominant 7th, Then Resolving



© Jazzpianoschool.com 2014


B♭-7
E♭SUS7
E♭7
A♭MAJ7

13


E♭-7
A♭SUS7
A♭7
D♭MAJ7

16


A♭-7
D♭SUS7
D♭7
G♭MAJ7

19


C♯-7
F♯SUS7
F♯7
BMAJ7

22


F♯-7
Bsus7
B7
Emaj7

25


B-7
Esus7
E7
Amaj7

28


E-7
Asus7
A7
Dmaj7

31


A-7
Dsus7
D7
Gmaj7

34

Lesson 29 Practice

Brenden Lowe

Practice The Rootless Voicings Structure 1 To Create A Sus7th Chord 251 Reharm



© Jazzpianoschool.com 2014


B♭-7
E♭sus7
E♭7
A♭maj7

13


E♭-7
A♭sus7
A♭7
D♭maj7

16


A♭-7
D♭sus7
D♭7
G♭maj7

19


C♯-7
F♯sus7
F♯7
Bmaj7

22


F♯-7
Bsus7
B7
Emaj7

25


B-7
Esus7
E7
Amaj7

28


E-7
Asus7
A7
Dmaj7

31


A-7
Dsus7
D7
Gmaj7

34

Lesson 29 Practice

Brenden Lowe

Practice The Rootless Voicings Structure 1 To Create A Sus7th Chord 251 Reharm By Replacing The 2 Min 7th Chord With A 5sus7 Chord



© Jazzpianoschool.com 2014



13



16



19



22



25



28



31



34

Lesson 29 Practice

Brenden Lowe

Practice The Rootless Voicings Structure 2 To Create A Sus7th Chord 251 Reharm By Replacing The 2 Min 7th Chord With A 5sus7 Chord



© Jazzpianoschool.com 2014



13



16



19



22



25



28



31



34

Lesson 29 Practice

Brenden Lowe

Practice The Diatonic Passing Chord Movement Using Shells In The RH



© Jazzpianoschool.com 2014


A♭maj7
B♭-7
C-7
B♭-7
A♭maj7

13


D♭maj7
E♭-7
F-7
E♭-7
D♭maj7

16


G♭maj7
A♭-7
B♭-7
A♭-7
G♭maj7

19


Bmaj7
C♯-7
D♯-7
C♯-7
Bmaj7

22


E maj7
F#-7
G#-7
F#-7
E maj7

25


A maj7
B-7
C#-7
B-7
A maj7

28


D maj7
E-7
F#-7
E-7
D maj7

31


G maj7
A-7
B-7
A-7
G maj7

34

Lesson 29 Practice

Brenden Lowe

Practice This Sus 7 Chord Line In All Keys

#1- RH With Track

#2 - RH Exercise, LH Comping



© Jazzpianoschool.com 2014

Lesson 29 Practice



Brenden Lowe

Lesson 29 Practice

Take The Following Tunes Below And Create Intro's By Using The Following Intros

Intro = Last 4 or 8 Measures

#1 - Play Melody

#2 - Comp

#3 - Improvise Over Changes

#1 - Autumn Leaves

#2 - There Is No Greater Love

#3 - Have You Met Miss Jones

#4 - How High The Moon

© Jazzpianoschool.com 2014

Brenden Lowe

Lesson 29 Practice

Take The Following Tunes Below And Tag The Very Last Phrase In A Way That Creates An Ending

#1 - Autumn Leaves
#2 - There Is No Greater Love
#3 - Have You Met Miss Jones
#4 - How High The Moon

© Jazzpianoschool.com 2014

Brenden Lowe

Lesson 29 Practice

Practice Your Ballad Style Solo Piano Playing By Accounting For Every Beat And Creating A Foundation For The Melody

Use A Combination Of LH Solo Piano Components

#1 - 1+10
#2 - 1+7
#3 - 1+3
#4 - Bass Notes
#5 - Shells
#6 - Chords
#7 - Bass Note To Shells Or Chords

Tunes To Practice Method With

#1 - My Romance
#2 - You Don't Know What Love Is

My Romance Example



© Jazzpianoschool.com 2014

Brenden Lowe

Lesson 29 Practice

Practice Your LH Chord Quarter Note Pulsing While The RH Plays The Melody And Improvise After.

#1 - LH Pulse With Melody
#2 - LH Pulse While RH Improvises

Tunes To Practice Method With
#1 - My Romance
#2 - You Don't Know What Love Is

My Romance Example



© Jazzpianoschool.com 2014

Brenden Lowe

Lesson 29 Practice

Practice Your LH Whole & Half Note Foundation While The RH Plays The Melody And Improvise After.

#1 - LH Whole & Half Notes With Melody
#2 - LH Whole & Half Notes While RH Improvises

Tunes To Practice Method With
#1 - My Romance
#2 - You Don't Know What Love Is

My Romance Example



© Jazzpianoschool.com 2014

Brenden Lowe

Lesson 29 Practice

Practice Your LH Solo Piano Component Foundation While The RH Plays The Melody And Improvise After.

Use A Combination Of LH Solo Piano Components

#1 - 1+10
#2 - 1+7
#3 - 1+3
#4 - Bass Notes
#5 - Shells
#6 - Chords
#7 - Bass Note To Shells Or Chords

Tunes To Practice Method With

#1 - My Romance
#2 - You Don't Know What Love Is

My Romance Example



© Jazzpianoschool.com 2014

Brenden Lowe

Lesson 29 Practice

Practice The Group Stlye Playing With RH Melody And LH Rootless Voicings

#1 - Play With Track

Tunes To Practice Method With
#1 - My Romance
#2 - You Don't Know What Love Is

My Romance Example



© Jazzpianoschool.com 2014

Brenden Lowe

Lesson 29 Practice

Practice The Following Ballad Style Improv Approaches Over The Following Tunes

Variations

#1 - RH Alone With LH Chords
#2 - RH Alone With Track
#3 - RH With LH Chords & Track

Ballad Improv Methods

#1 - Simple Beautiful Melodies
#2 - Movement Over Time Pocket

Tunes To Practice Method With

#1 - My Romance
#2 - You Don't Know What Love Is

© Jazzpianoschool.com 2014

Brenden Lowe

Lesson 29 Practice

Practice Your LH Chord Quarter Note Pulsing While The RH Plays The Melody And Improvise After.

#1 - LH Pulse With Melody
#2 - LH Pulse While RH Improvises

Tunes To Practice Method With
#1 - My Romance
#2 - You Don't Know What Love Is

My Romance Example



© Jazzpianoschool.com 2014

Brenden Lowe

Lesson 29 Practice

Practice Your LH Whole & Half Note Foundation While The RH Plays The Melody And Improvise After.

#1 - LH Whole & Half Notes With Melody
#2 - LH Whole & Half Notes While RH Improvises

Tunes To Practice Method With
#1 - My Romance
#2 - You Don't Know What Love Is

My Romance Example



© Jazzpianoschool.com 2014

Brenden Lowe

Lesson 29 Practice

Practice Your LH Solo Piano Component Foundation While The RH Plays The Melody And Improvise After.

Use A Combination Of LH Solo Piano Components

#1 - 1+10
#2 - 1+7
#3 - 1+3
#4 - Bass Notes
#5 - Shells
#6 - Chords
#7 - Bass Note To Shells Or Chords

Tunes To Practice Method With

#1 - My Romance
#2 - You Don't Know What Love Is

My Romance Example



© Jazzpianoschool.com 2014

Brenden Lowe

Lesson 29 Practice

Practice All LH Solo Piano Comping Methods We've Discussed While Playing The Melody And Improvising

LH Solo Piano Ballad Comping Methods

#1 - Pulsing

#2 - Whole & Half Notes

#3 - LH Solo Piano Components

Tunes To Practice Method With

#1 - My Romance

#2 - You Don't Know What Love Is

My Romance Example



© Jazzpianoschool.com 2014

Brenden Lowe

Lesson 29 Practice

Practice Your LH Chord Quarter Note Pulsing While The RH Plays The Melody And Improvise After.

#1 - LH Pulse With Melody
#2 - LH Pulse While RH Improvises

Tunes To Practice Method With
#1 - My Romance
#2 - You Don't Know What Love Is

My Romance Example



© Jazzpianoschool.com 2014

Brenden Lowe

Lesson 29 Practice

Practice Your LH Whole & Half Note Foundation While The RH Plays The Melody And Improvise After.

#1 - LH Whole & Half Notes With Melody
#2 - LH Whole & Half Notes While RH Improvises

Tunes To Practice Method With
#1 - My Romance
#2 - You Don't Know What Love Is

My Romance Example



© Jazzpianoschool.com 2014

Brenden Lowe

Lesson 29 Practice

Practice Your LH Solo Piano Component Foundation While The RH Plays The Melody And Improvise After.

Use A Combination Of LH Solo Piano Components

#1 - 1+10
#2 - 1+7
#3 - 1+3
#4 - Bass Notes
#5 - Shells
#6 - Chords
#7 - Bass Note To Shells Or Chords

Tunes To Practice Method With

#1 - My Romance
#2 - You Don't Know What Love Is

My Romance Example



© Jazzpianoschool.com 2014

Brenden Lowe

Lesson 29 Practice

Practice All LH Solo Piano Comping Methods We've Discussed While Playing The Melody And Improvising

LH Solo Piano Ballad Comping Methods

#1 - Pulsing

#2 - Whole & Half Notes

#3 - LH Solo Piano Components

Tunes To Practice Method With

#1 - My Romance

#2 - You Don't Know What Love Is

My Romance Example



© Jazzpianoschool.com 2014

The Nearness Of You

Brenden Lowe



© Jazzpianoschool

The Nearness Of You

Key Of B♭

Imaj7 (ii-7 V7 Imaj7) I07

F maj7 C-7 F7 B♭maj7 B♭07



Key Of G-

(iii-7 V7/ii-7 ii-7 V7) (ii-7♭5 V7)

A-7 D7 G-7 C7 A-7♭5 D7(♭9)



Key Of F (ii-7 V7 Imaj7 vi-7 ii-7 V7)

G-7 C7 F maj7 D-7 G-7 C7



Lesson 29 Practice

Brenden Lowe

Play Through And Improvise Using Sus Reharm Method #1. (Sus Chord Infront Of Dom7)

"The Nearness Of You"



© Jazzpianoschool


B♭MAJ7
A-7♭5
D7(♭9)
G7
G-7
C7
21
FMAJ7
C-7
F7
B♭MAJ7
B♭07
25
A-7
D7
G-7
C7
A-7♭5
D7(♭9)
3
3
29
G-7
C7
FMAJ7
D-7
G-7
C7
33

Lesson 29 Practice

Brenden Lowe

Play Through And Improvise Using Sus Reharm Method #2. (Sus Chord In Place Of 2-7 Chord)

"The Nearness Of You"



© Jazzpianoschool


B♭MAJ7
A-7♭5
D7(♭9)
G7
G-7
C7
21
FMAJ7
C-7
F7
B♭MAJ7
B♭07
25
A-7
D7
G-7
C7
A-7♭5
D7(♭9)
3
3
29
G-7
C7
FMAJ7
D-7
G-7
C7
33

Repertoire

Lesson 29 Practice

Sus Reharm Method #1 Complete Reharm Changes

Brenden Lowe

"The Nearness Of You"



© Jazzpianoschool


FMAJ7
C-7
FSUS7
F7
B♭MAJ7
B♭07
25
A-7
DSUS7
D7
G-7
CSUS7
C7
A-7♭5
D7(♭9)
3
3
29
G-7
CSUS7
C7
FMAJ7
D-7
G-7
CSUS7
C7
33

Repertoire

Lesson 29 Practice

Brenden Lowe

Complete Sus Reharm Method #2

"The Nearness Of You"



© Jazzpianoschool


FMAJ7
FSUS7
F7
B♭MAJ7
B♭07
25
DSUS7
D7
CSUS7
C7
A-7♭5
D7(♭9)
3
3
29
CSUS7
C7
FMAJ7
D-7
CSUS7
C7
33

Repertoire

Lesson 29 Practice

Brenden Lowe

Practice Adding In Diatonic Movement Where There Are Pauses On Chords

"The Nearness Of You"



© Jazzpianoschool

Lesson 29 Practice

Brenden Lowe

Practice Improvising Using The Ballad Improv Methods Below

#1 - Slow And Beautiful Melodies
#2 - Develop Movement Out Of The Pocket. (Go In & Out)

"The Nearness Of You"



© Jazzpianoschool

Lesson 29 Practice



Lesson 29 Practice

Brenden Lowe

Practice Playing The Melody & Improvising Using The Following LH Comping Methods Over The Nearness Of You.

Solo Piano

#1 - LH Pulsing Chords
#2 - LH Whole & Half Notes
#3 - LH Solo Piano Components
#4 - Combination Of All

Group Style

#1 - RH Melody, LH Rootless Voicings

"The Nearness Of You"



© Jazzpianoschool


B♭MAJ7
A-7♭5
D7(♭9)
G7
G-7
C7
21
FMAJ7
C-7
F7
B♭MAJ7
B♭07
25
A-7
D7
G-7
C7
A-7♭5
D7(♭9)
3
3
29
G-7
C7
FMAJ7
D-7
G-7
C7
33

JAZZ PIANO SCHOOL

Learning Freedom

Lesson 30

Lesson 30 Practice

Brenden Lowe

Comp And Improvisise Over These 251 Reharms With The Sus7th Chord Substituting The Dominant Chord For The Entire Measure



© Jazzpianoschool.com 2014


C♯-7
F♯sus7
Bmaj7
22
F♯-7
Bsus7
Emaj7
25
B-7
Esus7
Amaj7
28
E-7
Asus7
Dmaj7
31
A-7
Dsus7
Gmaj7
34

Lesson 30 Practice

Brenden Lowe

Comp And Improvisise Over These 251 Reharms With The Sus7th Chord In Place Of The Tritone Sub



© Jazzpianoschool.com 2014


C♯-7
Csus7
Bmaj7
22
F♯-7
Fsus7
Emaj7
25
B-7
B♭sus7
Amaj7
28
E-7
E♭sus7
Dmaj7
31
A-7
A♭sus7
Gmaj7
34

Lesson 30 Practice

Brenden Lowe

Practice Comping And Improvising Through The Sus7th Blues In All Keys

C Blues

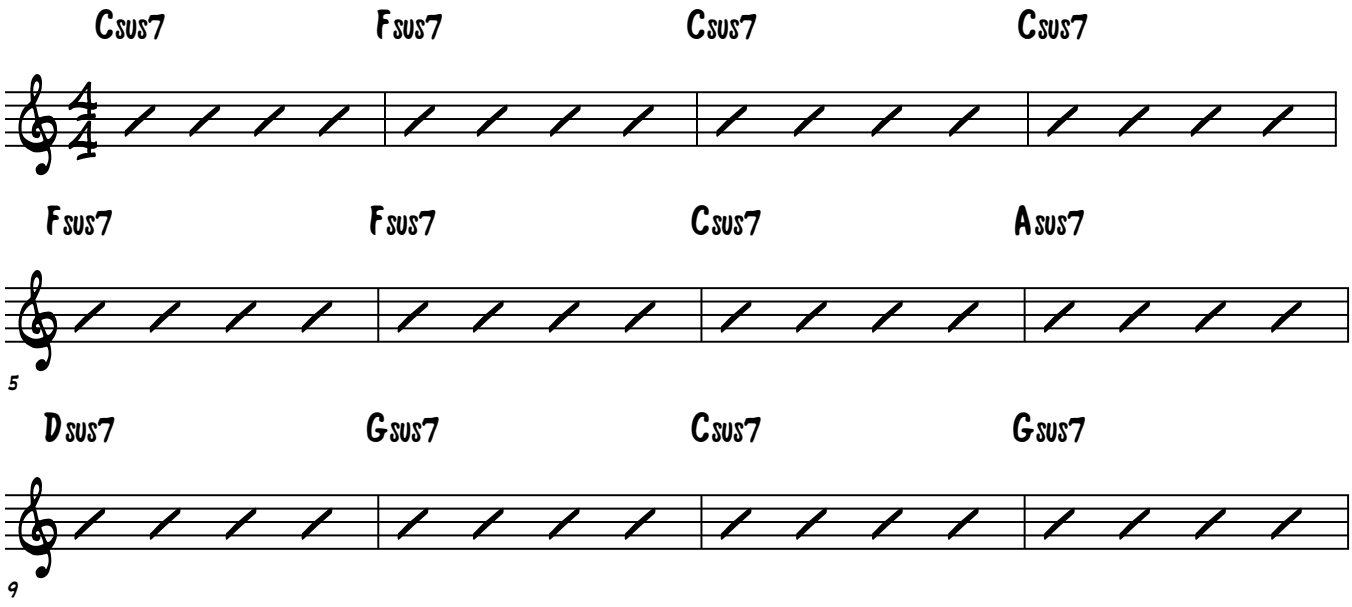

F Blues

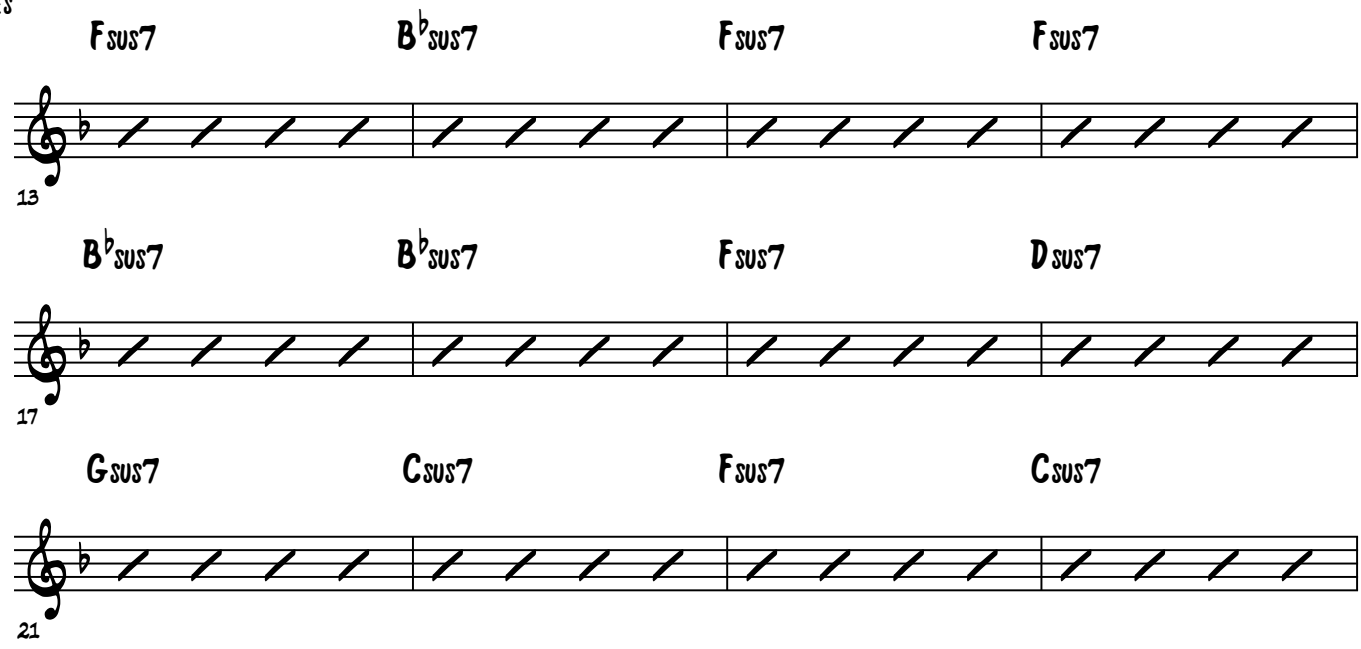

© Jazzpianoschool.com 2014

Lesson 30 Practice

B♭ Blues

B♭sus7 E♭sus7 B♭sus7 B♭sus7



E♭sus7 E♭sus7 B♭sus7 Gsus7



Csus7 Fsus7 B♭sus7 Fsus7



E♭ Blues

E♭sus7 A♭sus7 E♭sus7 E♭sus7



A♭sus7 A♭sus7 E♭sus7 Csus7



Fsus7 B♭sus7 E♭sus7 B♭sus7



A♭ Blues

A♭sus7 D♭sus7 A♭sus7 A♭sus7



D♭sus7 D♭sus7 A♭sus7 Fsus7



B♭sus7 E♭sus7 A♭sus7 E♭sus7



D♭ Blues

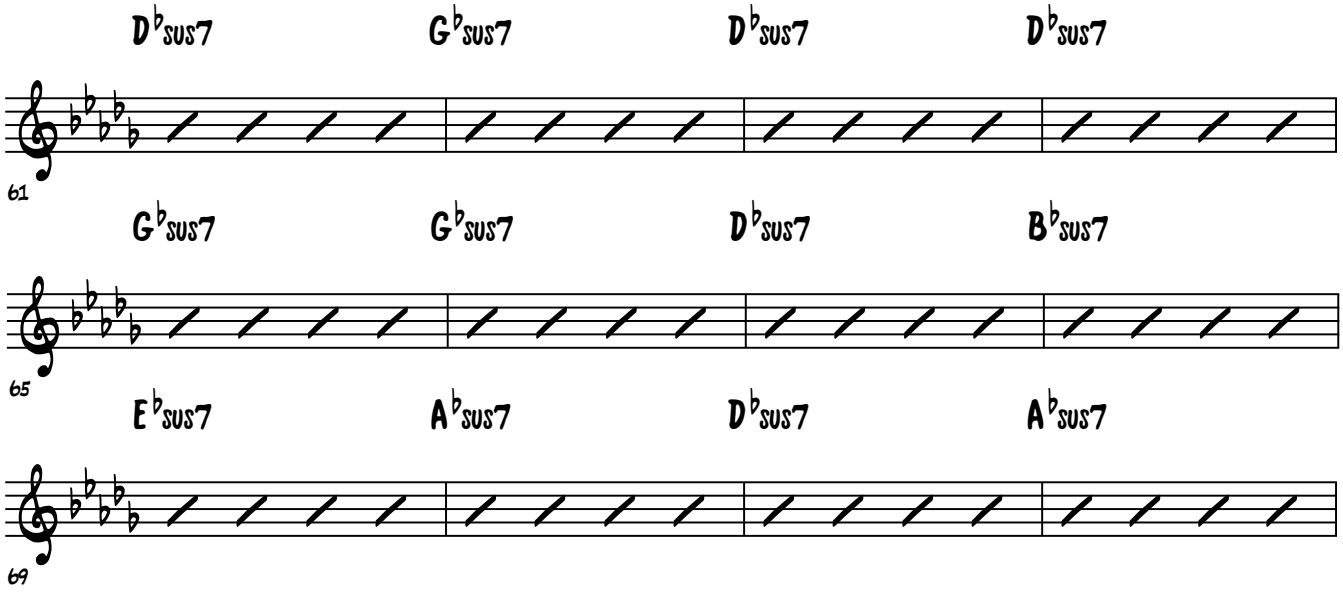

G♭ Blues

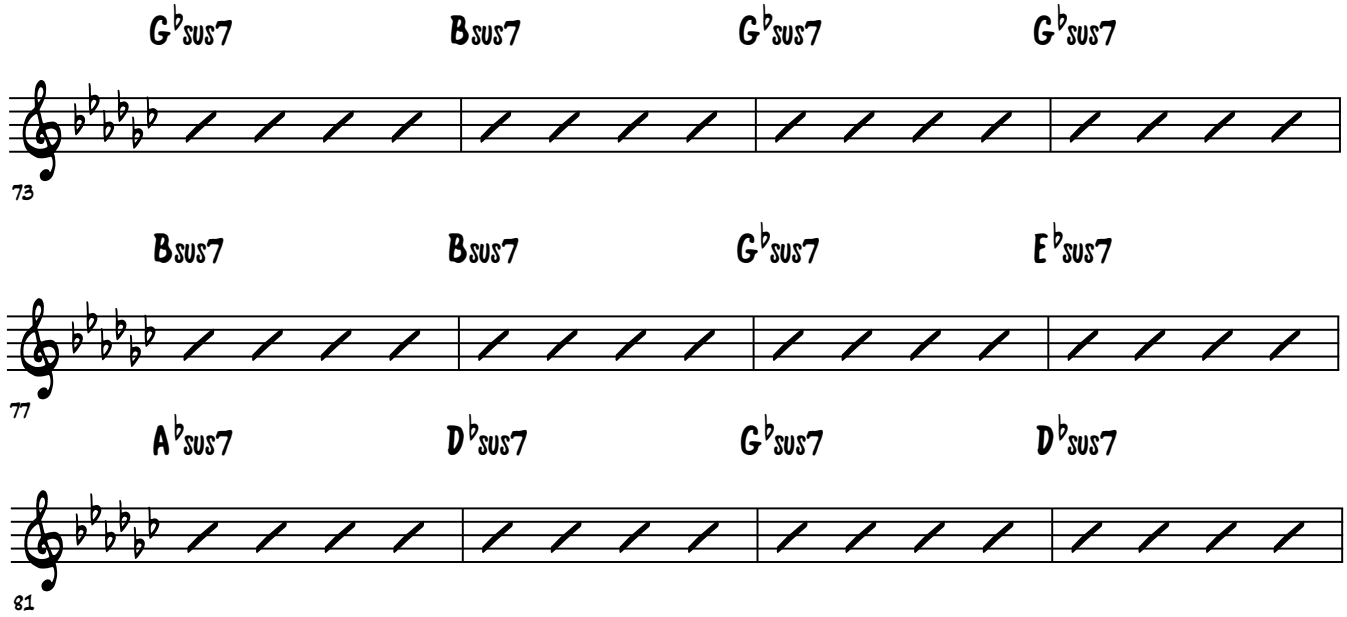

B Blues

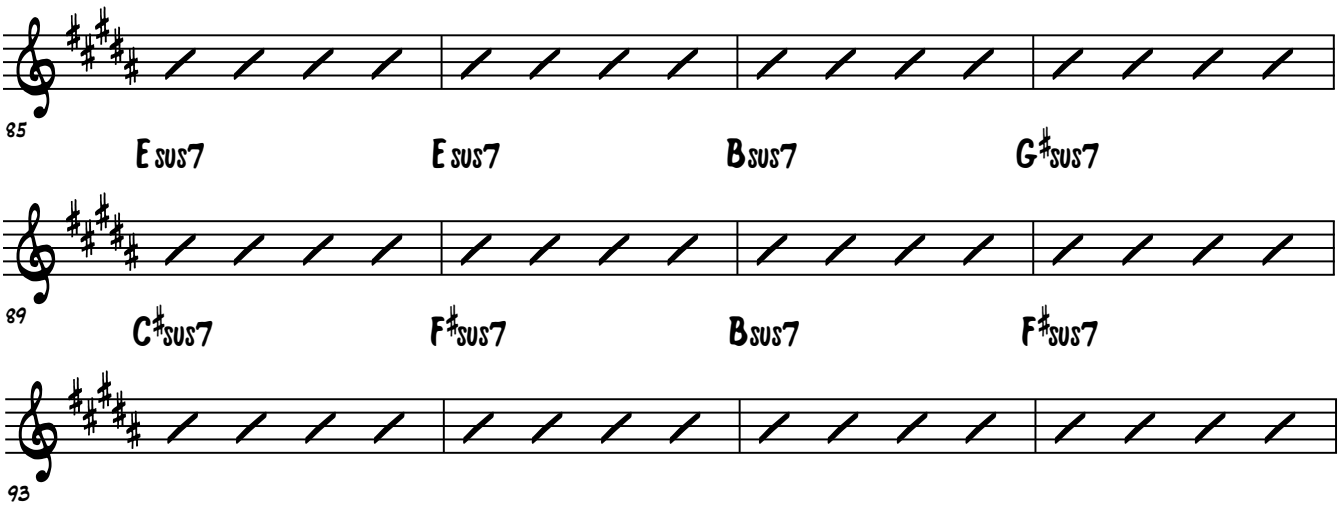

Lesson 30 Practice

E Blues

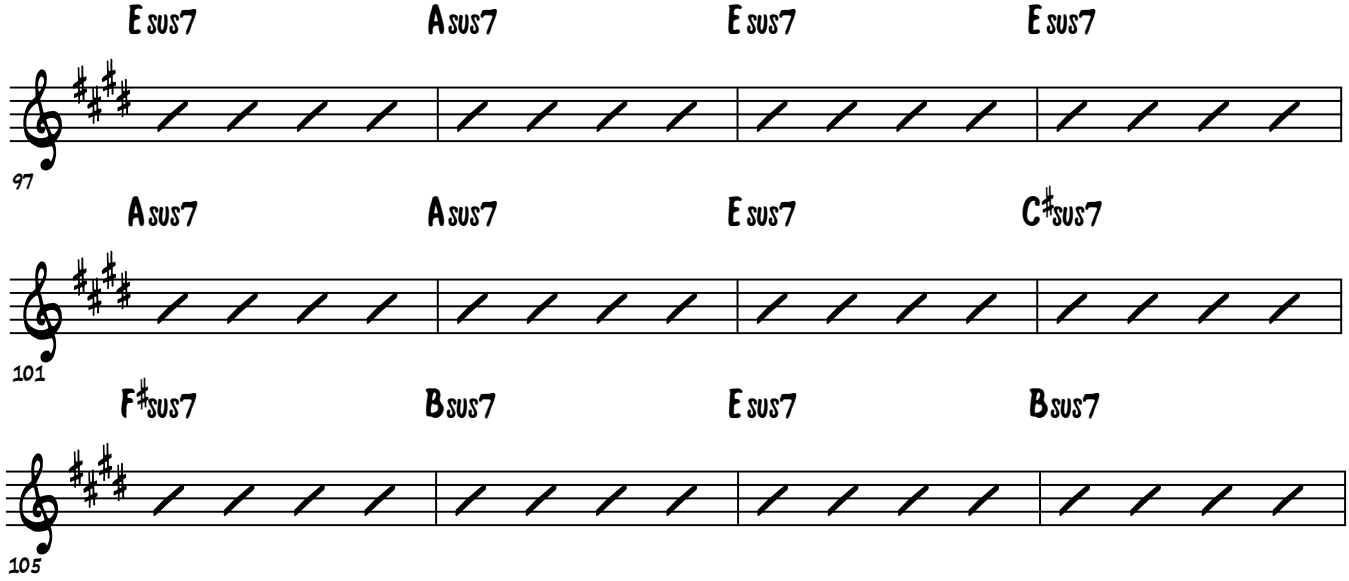

A Blues

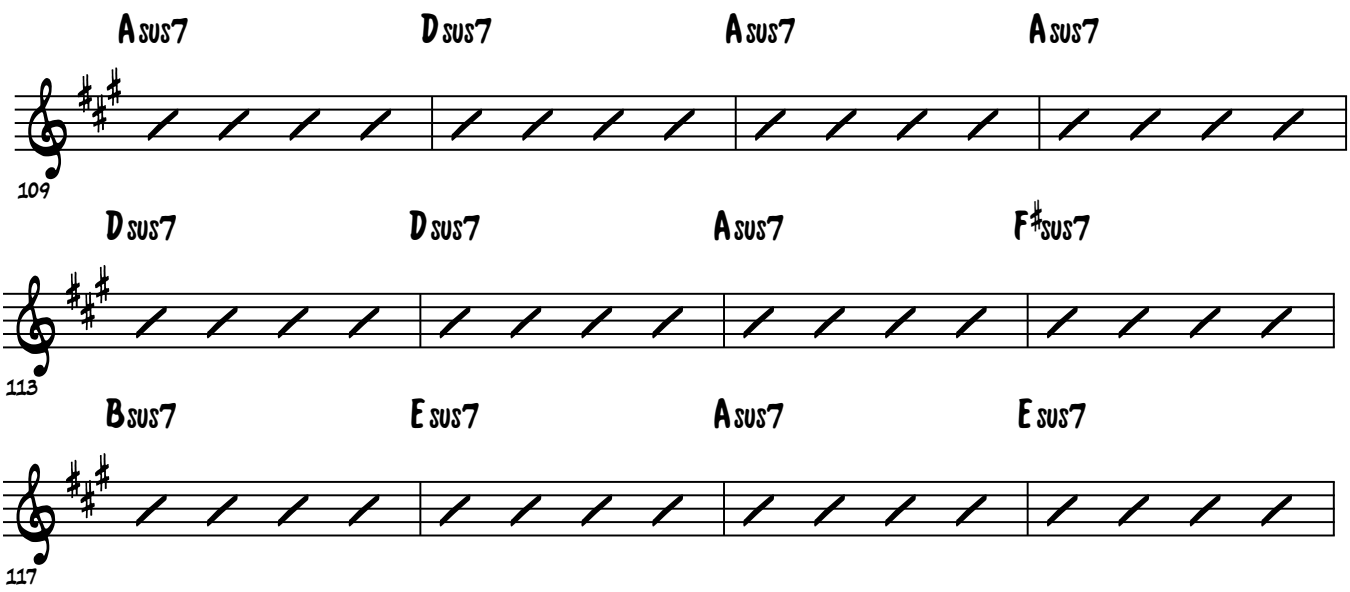

D Blues



G Blues


Gsus7
Csus7
Gsus7
Gsus7
133
Csus7
Csus7
Gsus7
E sus7
137
Asus7
Dsus7
Gsus7
Dsus7
141

Lesson 30 Practice

Brenden Lowe

Practice The Passing Diminished Chords For Minor 7th Chords Up & Down In C

#1 - RH Alone



#2 - LH Alone



#3 - Hands Together



© Jazzpianoschool.com 2014



13

#4 - RH Chords, LH Bass Notes



16



18

#5 - LH Bass Note, Both Hands Chord



21



25



29



33

Lesson 30 Practice

Brenden Lowe

Practice The Passing Diminished Chords For Minor 7th Chords Up & Down In F Minor

#1 - RH Alone



#2 - LH Alone



#3 - Hands Together



© Jazzpianoschool.com 2014



13

#4 - RH Chords, LH Bass Notes



16



18

#5 - LH Bass Note, Both Hands Chord



21



25



29



33

Lesson 30 Practice

Brenden Lowe

Practice The Passing Diminished Chords For Minor 7th Chords Up & Down In B♭ Minor

#1 - RH Alone



#2 - LH Alone



#3 - Hands Together



© Jazzpianoschool.com 2014



13

#4 - RH Chords, LH Bass Notes



16



18

#5 - LH Bass Note, Both Hands Chord

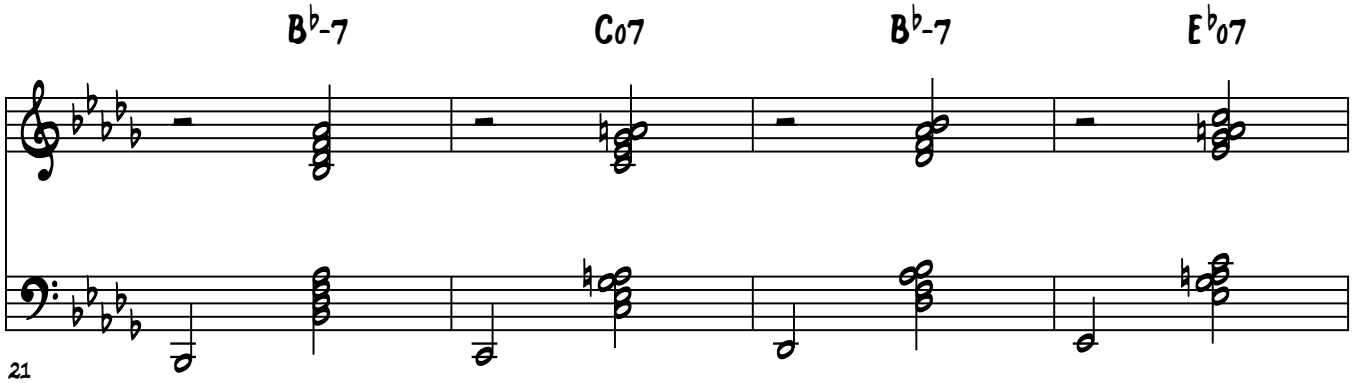

21



25



29



33

Lesson 30 Practice

Brenden Lowe

Practice The Passing Diminished Chords For Minor 7th Chords Up & Down In E♭ Minor

#1 - RH Alone



#2 - LH Alone



#3 - Hands Together



© Jazzpianoschool.com 2014



13

#4 - RH Chords, LH Bass Notes



16



18

#5 - LH Bass Note, Both Hands Chord



21



25



29



33

Lesson 30 Practice

Brenden Lowe

Practice The Passing Diminished Chords For Minor 7th Chords Up & Down In A♭ Minor

#1 - RH Alone



#2 - LH Alone



#3 - Hands Together



© Jazzpianoschool.com 2014



#4 - RH Chords, LH Bass Notes





#5 - LH Bass Note, Both Hands Chord




A♭-7
E07
A♭-7
G07
25
A♭-7
G07
A♭-7
E07
29
A♭-7
D♭07
A♭-7
B♭07
A♭-7
33

Lesson 30 Practice

Brenden Lowe

Practice The Passing Diminished Chords For Minor 7th Chords Up & Down In C♯ Minor

#1 - RH Alone



#2 - LH Alone



#3 - Hands Together



© Jazzpianoschool.com 2014



13

#4 - RH Chords, LH Bass Notes



16



18

#5 - LH Bass Note, Both Hands Chord



21



25



29



33

Lesson 30 Practice

Brenden Lowe

Practice The Passing Diminished Chords For Minor 7th Chords Up & Down In F♯ Minor

#1 - RH Alone



#2 - LH Alone



#3 - Hands Together



© Jazzpianoschool.com 2014



13

#4 - RH Chords, LH Bass Notes



16



18

#5 - LH Bass Note, Both Hands Chord



21



25



29



33

Lesson 30 Practice

Brenden Lowe

Practice The Passing Diminished Chords For Minor 7th Chords Up & Down In B Minor

#1 - RH Alone



#2 - LH Alone



#3 - Hands Together



© Jazzpianoschool.com 2014



#4 - RH Chords, LH Bass Notes



#5 - LH Bass Note, Both Hands Chord





25



29



33

Lesson 30 Practice

Brenden Lowe

Practice The Passing Diminished Chords For Minor 7th Chords Up & Down In E Minor

#1 - RH Alone



#2 - LH Alone



#3 - Hands Together



© Jazzpianoschool.com 2014



#4 - RH Chords, LH Bass Notes



#5 - LH Bass Note, Both Hands Chord




E-7
C07
E-7
D♯07
25


E-7
D♯07
E-7
C07
29


E-7
A07
E-7
F♯07
E-7
33

Lesson 30 Practice

Brenden Lowe

Practice The Passing Diminished Chords For Minor 7th Chords Up & Down In A Minor

#1 - RH Alone



#2 - LH Alone



#3 - Hands Together



© Jazzpianoschool.com 2014



#4 - RH Chords, LH Bass Notes



#5 - LH Bass Note, Both Hands Chord





25



29



33

Lesson 30 Practice

Brenden Lowe

Practice The Passing Diminished Chords For Minor 7th Chords Up & Down In D Minor

#1 - RH Alone



#2 - LH Alone



#3 - Hands Together



© Jazzpianoschool.com 2014



#4 - RH Chords, LH Bass Notes





#5 - LH Bass Note, Both Hands Chord




D-7
B♭07
D-7
C♯07
25
D-7
C♯07
D-7
B♭07
29
D-7
G07
D-7
E07
D-7
33

Lesson 30 Practice

Brenden Lowe

Practice The Passing Diminished Chords For Minor 7th Chords Up & Down In G Minor

#1 - RH Alone



#2 - LH Alone



#3 - Hands Together



© Jazzpianoschool.com 2014



#4 - RH Chords, LH Bass Notes





#5 - LH Bass Note, Both Hands Chord





25



29



33

Lesson 30 Practice

Brenden Lowe

Practice Using The Diminished Chord From Below To Approach The Minor 7th Chord

#1 - RH Chords, LH Bass Notes



© Jazzpianoschool.com 2014

#2 - LH Alone



#3 - RH Alone



Lesson 30 Practice

Brenden Lowe

Practice Using The Diminished Chord From Above To Approach The Minor 7th Chord

#1 - RH Chords, LH Bass Notes



© Jazzpianoschool.com 2014

#2 - RH Alone



#3 - LH Alone



Lesson 30 Practice

Brenden Lowe

Practice This Diminished Approach Lick In Every Key

#1- RH With Track
#2 - RH Exercise, LH Comping



© Jazzpianoschool.com 2014

Lesson 30 Practice



Lesson 30 Practice

Brenden Lowe

Practice This Diminished Approach Lick In Every Key

#1- RH With Track
#2 - RH Exercise, LH Comping



© Jazzpianoschool.com 2014

Lesson 30 Practice



Lesson 30 Practice



Lesson 30 Practice

Brenden Lowe

Practice This Tritone Sus Reharm Line In All Keys

#1- RH With Track
#2 - RH Exercise, LH Comping



© Jazzpianoschool.com 2014

Lesson 30 Practice



Lesson 30 Practice

Brenden Lowe

Practice This Tritone Sus Chord Lick In Every Key

#1- RH With Track
#2 - RH Exercise, LH Comping



© Jazzpianoschool.com 2014

Lesson 30 Practice



Brenden Lowe

Lesson 30 Practice

Take The Following Tunes Below And Create Intro's Using The V7 Pedal And The Progressions Below

#1 - Autumn Leaves
#2 - There Is No Greater Love
#3 - Have You Met Miss Jones
#4 - How High The Moon

Intro = V7 Pedal



1-6-2-5 Progression, LH Pedal V



© Jazzpianoschool.com 2014

RH 1,3,4,#4,5 Progression To End Intro



Brenden Lowe

Lesson 30 Practice

Take The Following Tunes Below And Create Outro's Using The A-Train And Basie Ending

#1 - There Is No Greater Love
#2 - Have You Met Miss Jones
#3 - How High The Moon

Basie Outro



A-Train Ending



© Jazzpianoschool.com 2014

Brenden Lowe

Lesson 30 Practice

Practice Your Solo Ballad Stride Style Playing Over The Following Ballads, Using The Examples Below

#1 - Play Melody
#2 - Improvise

Tunes To Practice Method With
#1 - My Romance
#2 - You Don't Know What Love Is

Example #1



Example #2

Example #3



Example #4



© Jazzpianoschool.com 2014

Brenden Lowe

Lesson 30 Practice

Practice Your Group Ballad Style Playing Over The Following Ballads, Using The Examples Below

#1 - Leave The Melody During Long Duration Holds To Comp And Fill For Yourself
#2 - Use Passing Chords In Between The Melody Lines

Tunes To Practice Methods With. (Use Track)
#1 - My Romance
#2 - You Don't Know What Love Is

Example #1



Example #2



© Jazzpianoschool.com 2014

Brenden Lowe

Lesson 30 Practice

Practice Your Group Ballad Comping Over The Following Ballads, Using The Examples Below

Tunes To Practice Methods With. (Use Track)

#1 - My Romance

#2 - You Don't Know What Love Is

Example #1 - Solid Chords For Foundation



Example #2 - RH Lines In Between Melody



© Jazzpianoschool.com 2014

Example #3 - Roll Your Comps Up Or Down For Texture



Example #4 - High Register Chords For Texture



Brenden Lowe

Lesson 30 Practice

Practice Your Ballad Improv Over The Following Ballads, Using The Methods Described Below

Improv Concepts To Practice

#1 - Slow, Thoughtful, Single Note Lines
#2 - Harmonized Lines (2 or 3 Notes)
#3 - OCtave Melodies
#4 - Arpeggios To Move Up Or Down While Improvising
#5 - Adding Trills To Class Up The Solo
#6 - Chromatic Slides Into Notes
#7 - Short Phrase Lines, (The Wynton Marsalis Tactic)
#8 - Focus On Articulation

Tunes To Practice Methods With. (Use Track)

#1 - My Romance
#2 - You Don't Know What Love Is

© Jazzpianoschool.com 2014

Lesson 30 Practice

Brenden Lowe

Practice Your LH Ballad Comping Over The 251's, And Tunes With A Track Using The Following Comping Methods.

RH Play Melody And Solo While LH Practices Comping

Tunes
You Don't Know What Love Is
My Romance

#1 - Whole Notes On Beat 1
#2 - In Between Phrasing
#3 - Together With RH Phrasing



© Jazzpianoschool.com 2014

Lesson 30 Practice



Lesson 30

Brenden Lowe

Practice The Intro's Listed Below To Set Up "The Nearness Of You"

Intros

#1 - Pedal On V, RH 1 Chord To 5

#2 - Pedal On V, RH 1-6-2-5 Progression



© Jazzpianoschool


B♭MAJ7
A-7♭5
D7(♭9)
G7
G-7
C7
21
FMAJ7
C-7
F7
B♭MAJ7
B♭07
25
A-7
D7
G-7
C7
A-7♭5
D7(♭9)
3
3
29
G-7
C7
FMAJ7
D-7
G-7
C7
33

Lesson 30 Practice

Brenden Lowe

Practice Adding In Diminished Above And Below Approaches To The Minor Chords While Playing The Melody & Improvising

(I've Given A Few Examples In The First 8 Bars)

"The Nearness Of You"



© Jazzpianoschool


B♭MAJ7
A-7♭5
D7(♭9)
G7
G-7
C7
21
FMAJ7
C-7
F7
B♭MAJ7
B♭07
25
A-7
D7
G-7
C7
A-7♭5
D7(♭9)
3
3
29
G-7
C7
FMAJ7
D-7
G-7
C7
33

Lesson 30 Practice

Brenden Lowe

Practice Adding In A Sus Chord In Place Of All The Dominant Chords

(I've Given A Few Examples In The First 8 Bars)

#1 - Play Melody With Reharm "The Nearness Of You"

#2 - Improvise Over Reharm



© Jazzpianoschool


B♭MAJ7
A-7♭5
D7(♭9)
G7
G-7
C7
21
FMAJ7
C-7
F7
B♭MAJ7
B♭07
25
A-7
D7
G-7
C7
A-7♭5
D7(♭9)
3
3
29
G-7
C7
FMAJ7
D-7
G-7
C7
33

Lesson 30 Practice

Brenden Lowe

Practice Adding In A Sus Chord For All The Tritone Subs

(I've Given A Few Examples In The First 8 Bars)

#1 - Play Melody With Reharm
#2 - Improvise Over Reharm

"The Nearness Of You"



© Jazzpianoschool


B♭MAJ7
A-7♭5
D7(♭9)
G7
G-7
C7
21
FMAJ7
C-7
F7
B♭MAJ7
B♭07
25
A-7
D7
G-7
C7
A-7♭5
D7(♭9)
3
3
29
G-7
C7
FMAJ7
D-7
G-7
C7
33

Lesson 30 Practice

Brenden Lowe

Practice Adding All The New Reharms. Diminished Approaches, Sus Reharm For Dominant, And Sus Tritone.

(I've Given A Few Examples In The First 8 Bars)

"The Nearness Of You"



© Jazzpianoschool


B♭MAJ7
A-7♭5
D7(♭9)
G7
G-7
C7
21
FMAJ7
C-7
F7
B♭MAJ7
B♭07
25
A-7
D7
G-7
C7
A-7♭5
D7(♭9)
3
3
29
G-7
C7
FMAJ7
D-7
G-7
C7
33

Lesson 30 Practice

Brenden Lowe

Practice The Solo Piano Stride Style Method Over "The Nearness Of You"



© Jazzpianoschool


FMAJ7
C-7
F7
B♭MAJ7
B♭07
25
A-7
D7
G-7
C7
A-7♭5
D7(♭9)
3
3
29
G-7
C7
FMAJ7
D-7
G-7
C7
33

Lesson 30 Practice

Brenden Lowe

Practice Your Ballad Group Comping Using The Methods Below

#1 - Solid Simple Chords For Foundation
#2 - RH Lines In Between Melody
#3 - Roll The Comps Upward Or Downward For Texture
#4 - High Register Chords For Texture

"The Nearness Of You"



© Jazzpianoschool


B♭MAJ7
A-7♭5
D7(♭9)
G7
G-7
C7
21
FMAJ7
C-7
F7
B♭MAJ7
B♭07
25
A-7
D7
G-7
C7
A-7♭5
D7(♭9)
29
G-7
C7
FMAJ7
D-7
G-7
C7
33

Lesson 30 Practice

Brenden Lowe

Practice Your Ballad Improv By Practing The Texture Below Over "The Nearness Of You"

#1 - RH Alone With Track
#2 - RH With LH Chords
#3 - RH With Track & LH Chords

Improv Concepts To Practice

#1 - Slow, Thoughtful, Single Note Lines
#2 - Harmonized Lines (2 or 3 Notes)
#3 - Octave Melodies
#4 - Arpeggios To Move Up Or Down While Improvising
#5 - Adding Trills To Class Up The Solo
#6 - Chromatic Slides Into Notes
#7 - Short Phrase Lines, (The Wynton Marsalis Tactic)
#8 - Focus On Articulation

"The Nearness Of You"

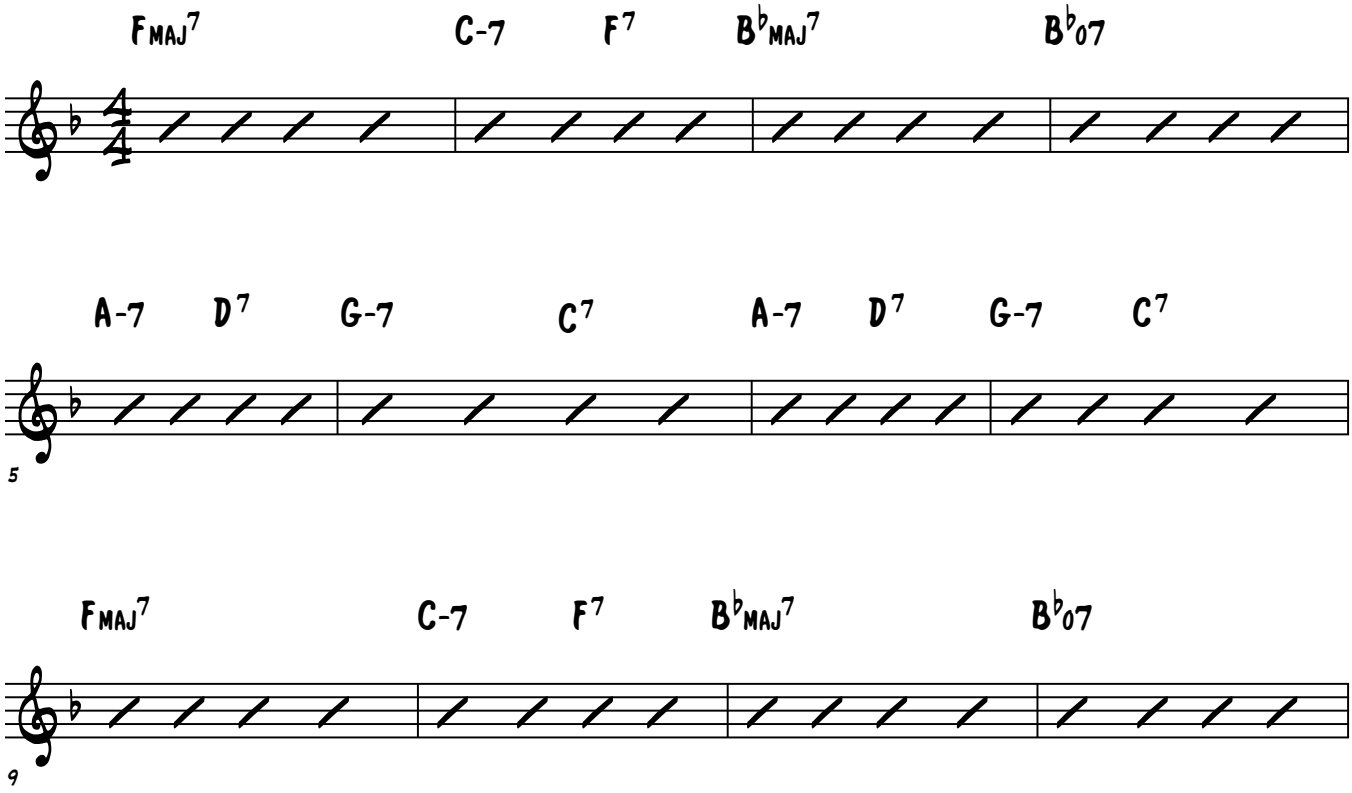

© Jazzpianoschool


A-7 D7 G-7 C7 FMAJ7 Eb7 FMAJ7
13
G-7 C7 FMAJ7 C-7 F7
17
BbMAJ7 A-7b5 D7(b9) G7 G-7 C7
21
FMAJ7 C-7 F7 BbMAJ7 Bb07
25
A-7 D7 G-7 C7 A-7b5 D7(b9)
29
G-7 C7 FMAJ7 D-7 G-7 C7
33

Lesson 30 Practice

Brenden Lowe

Practice Your LH Ballad Comping With A Group Over "The Nearness Of You"

#1 - RH Improvise, LH Comp W/Track

LH Comping Methods

#1 - Whole Notes On Beat 1

#2 - In Between Phrasing

#3 - Together With RH Phrasing

"The Nearness Of You"

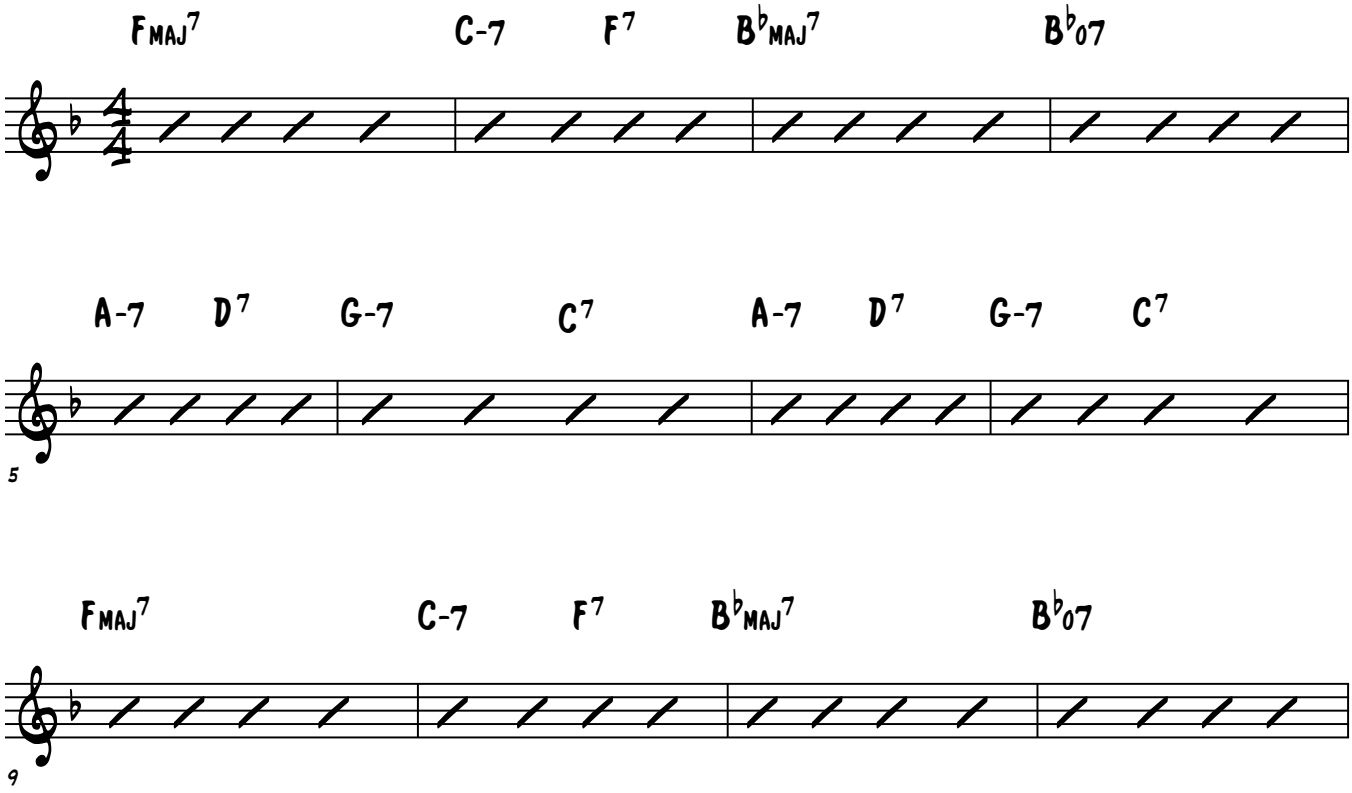

© Jazzpianoschool


A-7 D7 G-7 C7 FMAJ7 Eb7 FMAJ7
13
G-7 C7 FMAJ7 C-7 F7
17
BbMAJ7 A-7b5 D7(b9) G7 G-7 C7
21
FMAJ7 C-7 F7 BbMAJ7 Bb07
25
A-7 D7 G-7 C7 A-7b5 D7(b9)
29
G-7 C7 FMAJ7 D-7 G-7 C7
33

JAZZ PIANO SCHOOL

Learning Freedom

Lesson 31

Lesson 31 Practice

Brenden Lowe

Practice Creating A Sus Sound Using Passing Diminished Minor 7th Chords

C Sus Passing Diminished



F Sus Passing Diminished



© Jazzpianoschool.com 2014

Lesson 31 Practice

B♭ Sus Passing Diminished

2



11



13

E♭ Sus Passing Diminished



16



18

A♭ Sus Passing Diminished



21



D♭ Sus Passing Diminished





G♭ Sus Passing Diminished





Lesson 31 Practice




A-7 G♯07 A-7 F♯07 A-7 D07 A-7 B07 A-7
48
D Sus Passing Diminished
D-7 E07 D-7 G07 D-7 B07 D-7 C♯07
51
D-7 C♯07 D-7 B07 D-7 G07 D-7 E07 D-7
53
G Sus Passing Diminished
G-7 A07 G-7 C07 G-7 E07 G-7 F♯07
56

Lesson 31 Practice



Lesson 31 Practice

Brenden Lowe

Practice Playing Root Position Block Chords For All Chord Qualities Below

Only Use Your LH For The Bottom Note



© Jazzpianoschool 2015


C-7
F-7
B♭-7
E♭-7
25
A♭-7
D♭-7
G♭-7
B-7
29
E-7
A-7
D-7
G-7
33

Lesson 31 Practice

Brenden Lowe

Practice Playing 1st Inversion Block Chords For All Chord Qualities Below

Only Use Your LH For The Bottom Note



© Jazzpianoschool 2015


C-7
F-7
B♭-7
E♭-7
25
A♭-7
D♭-7
G♭-7
B-7
29
E-7
A-7
D-7
G-7
33

Lesson 31 Practice

Brenden Lowe

Practice Playing 2nd Inversion Block Chords For All Chord Qualities Below

Only Use Your LH For The Bottom Note



© Jazzpianoschool 2015


C-7
F-7
B♭-7
E♭-7
25
A♭-7
D♭-7
G♭-7
B-7
29
E-7
A-7
D-7
G-7
33

Lesson 31 Practice

Brenden Lowe

Practice Playing 3rd Inversion Block Chords For All Chord Qualities Below

Only Use Your LH For The Bottom Note



© Jazzpianoschool 2015


C-7
F-7
B♭-7
E♭-7
25
A♭-7
D♭-7
G♭-7
B-7
29
E-7
A-7
D-7
G-7
33

Lesson 31 Practice

Brenden Lowe

Practice Creating Block Chords In All Keys Going Up The Natural Minor Scale With A Passing Tone In Between The 7th And 1 For The Last Diminished Chord



© Jazzpianoschool.com 2014


B♭-7 C07 B♭-7 E♭07 B♭-7 F07 B♭-7 A♭07 B♭-7 A♭07 B♭-7 F07
11
B♭-7 E♭07 B♭-7 C07 B♭-7
14
E♭-7 F07 E♭-7 A♭07 E♭-7 B♭07 E♭-7 D♭07 E♭-7 D♭07 E♭-7 B♭07
16
E♭-7 A♭07 E♭-7 F07 E♭-7
19


A♭-7 B♭07 A♭-7 D♭07 A♭-7 E♭07 A♭-7 G♭07 A♭-7 G♭07 A♭-7 E♭07
21


A♭-7 D♭07 A♭-7 B♭07 A♭-7
24


C♯-7 D♯07 C♯-7 F♯07 C♯-7 G♯07 C♯-7 B07 C♯-7 B07 C♯-7 G♯07
26


C♯-7 F♯07 C♯-7 D♯07 C♯-7
29


F♯-7 G♯07 F♯-7 B07 F♯-7 C♯07 F♯-7 E07 F♯-7 E07 F♯-7 C♯07
31
F♯-7 B07 F♯-7 G♯07 F♯-7
34
B-7 C♯07 B-7 E07 B-7 F♯07 B-7 A07 B-7 A07 B-7 F♯07
36
B-7 E07 B-7 C♯07 B-7
39


E-7 F#07 E-7 A07 E-7 B07 E-7 D07 E-7 D07 E-7 B07
41
E-7 A07 E-7 F#07 E-7
44
A-7 B07 A-7 D07 A-7 E07 A-7 G07 A-7 G07 A-7 E07
46
A-7 D07 A-7 B07 A-7
49


D-7 E07 D-7 G07 D-7 A07 D-7 C07 D-7 C07 D-7 A07
51
D-7 G07 D-7 E07 D-7
54
G-7 A07 G-7 C07 G-7 D07 G-7 F07 G-7 F07 G-7 D07
56
G-7 C07 G-7 A07 G-7
59

Technique

Lesson 31 Practice

Brenden Lowe

Practice The Minor Passing Diminished Chord Exercise In All Keys



© Jazzpianoschool 2015


F-7 G07 F-7 B♭07 F-7 D♭07 F-7 E07 F-7 E07
19
F-7 D07 F-7 B♭07 F-7 G07 F-7
24
F-7 G07 F-7 B♭07 F-7 D♭07 F-7 E07
28
F-7 E07 F-7 D07 F-7 B♭07 F-7 G07 F-7
32


B♭-7 C07 B♭-7 E♭07 B♭-7 G♭07 B♭-7 A07 B♭-7 A07
37
B♭-7 G07 B♭-7 E♭07 B♭-7 C07 B♭-7
42
B♭-7 C07 B♭-7 E♭07 B♭-7 G♭07 B♭-7 A07
46
B♭-7 A07 B♭-7 G07 B♭-7 E♭07 B♭-7 C07 B♭-7
50


E♭-7 F07 E♭-7 A♭07 E♭-7 B07 E♭-7 D07 E♭-7 D07
55
E♭-7 C07 E♭-7 A♭07 E♭-7 F07 E♭-7
60
E♭-7 F07 E♭-7 A♭07 E♭-7 B07 E♭-7 D07
64
E♭-7 D07 E♭-7 C07 E♭-7 A♭07 E♭-7 F07 E♭-7
68


A♭-7 B♭07 A♭-7 D♭07 A♭-7 E07 A♭-7 G07 A♭-7 G07
73
A♭-7 F07 A♭-7 D♭07 A♭-7 B♭07 A♭-7
78


A♭-7 B♭07 A♭-7 D♭07 A♭-7 E07 A♭-7 G07
82


A♭-7 G07 A♭-7 F07 A♭-7 D♭07 A♭-7 B♭07 A♭-7
86


C♯-7 D♯07 C♯-7 F♯07 C♯-7 A07 C♯-7 C07 C♯-7 C07
91
C♯-7 A♯07 C♯-7 F♯07 C♯-7 D♯07 C♯-7
96
C♯-7 D♯07 C♯-7 F♯07 C♯-7 A07 C♯-7 C07
100
C♯-7 C07 C♯-7 A♯07 C♯-7 F♯07 C♯-7 D♯07 C♯-7
104


F♯-7 G♯07 F♯-7 B07 F♯-7 D07 F♯-7 F07 F♯-7 F07
109


F♯-7 D♯07 F♯-7 B07 F♯-7 G♯07 F♯-7
114


F♯-7 G♯07 F♯-7 B07 F♯-7 D07 F♯-7 F07
118


F♯-7 F07 F♯-7 D♯07 F♯-7 B07 F♯-7 G♯07 F♯-7
122


B-7 C♯07 B-7 E07 B-7 G07 B-7 A♯07 B-7 A♯07
127
B-7 G♯07 B-7 E07 B-7 C♯07 B-7
132
B-7 C♯07 B-7 E07 B-7 G07 B-7 A♯07
136
B-7 A♯07 B-7 G♯07 B-7 E07 B-7 C♯07 B-7
140


E-7 F♯07 E-7 A07 E-7 C07 E-7 D♯07 E-7 D♯07
145
E-7 C♯07 E-7 A07 E-7 F♯07 E-7
150
E-7 F♯07 E-7 A07 E-7 C07 E-7 D♯07
154
E-7 D♯07 E-7 C♯07 E-7 A07 E-7 F♯07 E-7
158


A-7 B07 A-7 D07 A-7 F07 A-7 G♯07 A-7 G♯07
163


A-7 F♯07 A-7 D07 A-7 B07 A-7
168


A-7 B07 A-7 D07 A-7 F07 A-7 G♯07
172


A-7 G♯07 A-7 F♯07 A-7 D07 A-7 B07 A-7
176


D-7 E07 D-7 G07 D-7 B♭07 D-7 C♯07 D-7 C♯07
181
D-7 B07 D-7 G07 D-7 E07 D-7
186
D-7 E07 D-7 G07 D-7 B♭07 D-7 C♯07
190
D-7 C♯07 D-7 B07 D-7 G07 D-7 E07 D-7
194


G-7 A07 G-7 C07 G-7 E♭07 G-7 F♯07 G-7 F♯07
199
G-7 E07 G-7 C07 G-7 A07 G-7
204
G-7 A07 G-7 C07 G-7 E♭07 G-7 F♯07
208
G-7 F♯07 G-7 E07 G-7 C07 G-7 A07 G-7
212

Brenden Lowe

Lesson 31 Practice

Practice Improvising And Comping Over The Intro Progressions Below.



© Jazzpianoschool.com 2014


F-7b5 E-7 D#-7 D07 C#-7 F#7 BMAJ7 F#7
29
A#-7b5 A-7 G#-7 G07 F#-7 B7 EMAJ7 B7
33
D#-7b5 D-7 C#-7 C07 B-7 E7 AMAJ7 E7
37
G#-7b5 G-7 F#-7 F07 E-7 A7 DMAJ7 A7
41
C#-7b5 C-7 B-7 Bb07 A-7 D7 GMAJ7 D7
45

Brenden Lowe

Lesson 31 Practice

Practice Improvising And Comping Over The Intro (4, 4-, 3, 6, 2, 5, 1) Progressions Below.



© Jazzpianoschool.com 2014


E maj7 E-6 D♯-7 G♯7 C♯-7 F♯7 B maj7 F♯7
29
A maj7 A-6 G♯-7 C♯7 F♯-7 B7 E maj7 B7
33
D maj7 D-6 C♯-7 F♯7 B-7 E7 A maj7 E7
37
G maj7 G-6 F♯-7 B7 E-7 A7 D maj7 A7
41
C maj7 C-6 B-7 E7 A-7 D7 G maj7 D7
45

Lesson 31 Practice

Brenden Lowe

Practice Improvising And Comping Over The (1, 3, 4, #4, 1/5, 6, 2, 5) Intro Progressions Below.



© Jazzpianoschool.com 2014


BMAJ7 B/D♯ EMAJ7 F07 B/F♯ G♯7 C♯-7 F♯7
29
EMAJ7 E/G♯ AMAJ7 A♯07 E/B C♯7 F♯-7 B7
33
AMAJ7 A/C♯ DMAJ7 D♯07 A/E F♯7 B-7 E7
37
DMAJ7 D/F♯ GMAJ7 G♯07 D/A B7 E-7 A7
41
GMAJ7 G/B CMAJ7 C♯07 G/D E7 A-7 D7
45

Lesson 31 Practice

Brenden Lowe

Practice Improvising And Comping Over The (2, 5, 1, 4-, 3, 6) Intro Progression In All Keys.



© Jazzpianoschool.com 2014


C♯-7 F♯7 BMAJ7 E-7 D♯-7 G♯7
29
F♯-7 B7 EMAJ7 A-7 G♯-7 C♯7
33
B-7 E7 AMAJ7 D-7 C♯-7 F♯7
37
E-7 A7 DMAJ7 G-7 F♯-7 B7
41
A-7 D7 GMAJ7 C-7 B-7 E7
45

Lesson 31 Practice

Brenden Lowe

Practice Improvising And Comping The (1, 6, 2, 5) Intro Progression In All Keys.



© Jazzpianoschool.com 2014


BMAJ7 G#7 C#-7 F#7 BMAJ7 G#7 C#-7 F#7
29
EMAJ7 C#7 F#-7 B7 EMAJ7 C#7 F#-7 B7
33
AMAJ7 F#7 B-7 E7 AMAJ7 F#7 B-7 E7
37
DMAJ7 B7 E-7 A7 DMAJ7 B7 E-7 A7
41
GMAJ7 E7 A-7 D7 GMAJ7 E7 A-7 D7
45

Brenden Lowe

Lesson 31 Practice

Take The Following Tunes Below And Create Your Own Intro's Using The Suggestions Below

Create Your Own Intros

#1 - Think Progressions
#2 - Colors & Textures
#3 - You Can't Make A Mistake. It's Your Intro! Everything You Play Is Right!
#4 - Swtich Keys, Use Entire Piano
#5 - Let Yourself Go And Get Creative
#6 - When Ready, Set Up The Time And Key The Tune Is In With A 2-5-1 Or Similar Standard Progression.
#7 - Pay Attention To The Pickups!
#8 - HAVE FUN!

#1 - Autumn Leaves
#2 - There Is No Greater Love
#3 - Have You Met Miss Jones
#4 - How High The Moon

© Jazzpianoschool.com 2014

Lesson 31 Practice

Brenden Lowe

Practice Improvising And Comping The Outro Below. You Can Phrase The Last 3 Chords With Any Rhythms You'd Like.



© Jazzpianoschool.com 2014

Lesson 31 Practice

Brenden Lowe

Practice Improvising And Comping The (1,3,4,♯4,1/5,6,2,5,1) Outro Below.

Begin Cut Time On The Third Measure

Half Time Here



© Jazzpianoschool.com 2014


F-7 B♭7 E♭ E♭/G A♭ A07
25
E♭/B♭ C7 F-7 B♭7 E♭MAJ7 E♭MAJ7
29
B♭-7 E♭7 A♭ A♭/C D♭ D07
33
A♭/E♭ F7 B♭-7 E♭7 A♭MAJ7 A♭MAJ7
37
E♭-7 A♭7 D♭ D♭/F G♭ G07
41
D♭/A♭ B♭7 E♭-7 A♭7 D♭MAJ7 D♭MAJ7
45
A♭-7 D♭7 G♭ G♭/B♭ B C07
49
G♭/D♭ E♭7 A♭-7 D♭7 G♭MAJ7 G♭MAJ7
53


C♯-7 F♯7 B B/D♯ E F07
57
B/F♯ G♯7 C♯-7 F♯7 BMAJ7 BMAJ7
61
F♯-7 B7 E E/G♯ A A♯07
65
E/B C♯7 F♯-7 B7 EMAJ7 EMAJ7
69
B-7 E7 A A/C♯ D D♯07
73
A/E F♯7 B-7 E7 AMAJ7 AMAJ7
77
E-7 A7 D D/F♯ G G♯07
81
D/A B7 E-7 A7 DMAJ7 DMAJ7
85

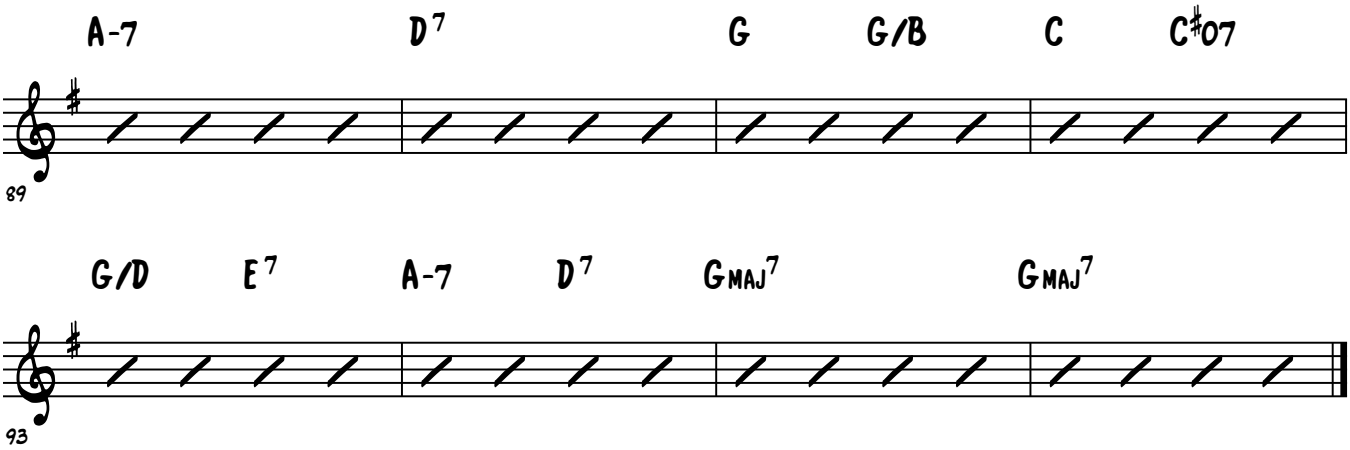
A-7
D7
G
G/B
C
C#07
89
G/D
E7
A-7
D7
GMAJ7
GMAJ7
93

Lesson 31 Practice

Brenden Lowe

Practice Adding A Double Handed Lick To Lead Into The ♭VII To I Progression Outro Below.

You Can Use Any Lick You Want



© Jazzpianoschool.com 2014


C♯-7
F♯7
BMAJ7
C7 BMAJ7
29
F♯-7
B7
EMAJ7
F7 EMAJ7
33
B-7
E7
AMAJ7
B♭7 AMAJ7
37
E-7
A7
DMAJ7
E♭7 DMAJ7
41
A-7
D7
GMAJ7
A♭7 GMAJ7
45

Brenden Lowe

Lesson 31 Practice

Practice Harmonizing The Melody Of The Ballads Listed Below With Block Chords.

Tunes To Practice Method With

#1 - My Romance

#2 - You Don't Know What Love Is

Example #1

Harmonized Melody In Block Chords



© Jazzpianoschool.com 2014

Brenden Lowe

Lesson 31 Practice

Practice Adding In A Double Time Feel Into The Ballads Listed Below By Comping Or Improvising.

Tunes To Practice Method With

#1 - My Romance

#2 - You Don't Know What Love Is

Example #1

D-7 Double Time Feel Rhythms In The Ballad



© Jazzpianoschool.com 2014

Brenden Lowe

Lesson 31 Practice

Practice Your Ballad Improv Over The Following Ballads, Using The Textures Described Below

#1 - RH Alone With Track
#2 - RH With LH Chords Solo
#3 - RH With LH Chords & Track

Improv Concepts To Practice

#1 - Motifs & Keeping One Idea
#2 - Call & Response
#3 - Space
   A. Leave Space In RH
   B. Leave Space in Your LH
   C. Leave Space In Both Hands
   D. Alternate Space Between Hands

Tunes To Practice Methods With.

#1 - My Romance
#2 - You Don't Know What Love Is

© Jazzpianoschool.com 2014

Brenden Lowe

Lesson 31 Practice

Practice Your LH Single Note Line Comping During Your RH Solo.

Start Simple!

Tunes To Practice Methods With.

#1 - My Romance

#2 - You Don't Know What Love Is

Example



© Jazzpianoschool.com 2014

Brenden Lowe

Lesson 31 Practice

Practice Reharmonizing Parts Of The Melody Using Block Chords



© Jazzpianoschool.com 2014


A-7
D7
G-7
C7
A-7b5
D7(b9)
3
29
G-7
C7
FMAJ7
D-7
G-7
C7
3
33

Brenden Lowe

Lesson 31 Practice

Add Passing Block Chords In The Space Of The Melody



© Jazzpianoschool.com 2014


A-7
D7
G-7
C7
A-7b5
D7(b9)
3
29
G-7
C7
FMAJ7
D-7
G-7
C7
3
33

Brenden Lowe

Lesson 31 Practice

Use The Passing Minor7th With Diminished Chords Over A Dominant 7th To Create A Passing Sus Sound



© Jazzpianoschool.com 2014


A-7
D7
G-7
C7
A-7b5
D7(b9)
3
29
G-7
C7
FMAJ7
D-7
G-7
C7
3
33

Brenden Lowe

Lesson 31 Practice

Practice Comping Using A Double Time Feel Behind With A Track To "Nearness Of You"



© Jazzpianoschool.com 2014


A-7
D7
G-7
C7
A-7b5
D7(b9)
3
29
G-7
C7
FMAJ7
D-7
G-7
C7
3
33

Brenden Lowe

Lesson 31 Practice

Practice Improvising Over "The Nearness Of You" While Focusing On The Following Texutres Below.

Improv Concepts To Practice

#1 - Motifs & Keeping One Idea
#2 - Call & Response
#3 - Space
- A. Leave Space In RH
- B. Leave Space in Your LH
- C. Leave Space In Both Hands
- D. Alternate Space Between Hands

#1 - RH Alone With Track
#2 - RH With LH Chords
#3 - RH With LH Chords & Track

"The Nearness Of You"



© Jazzpianoschool.com 2014


B♭MAJ7
A-7♭5
D7(♭9)
G7
G-7
C7
21
FMAJ7
C-7
F7
B♭MAJ7
B♭07
25
A-7
D7
G-7
C7
A-7♭5
D7(♭9)
29
G-7
C7
FMAJ7
D-7
G-7
C7
33

Brenden Lowe

Lesson 31 Practice

Practice The Following Outro Progression To End "The Nearness Of You"

Outro Progressions

#1 - ♭7, 7, 1

#2 - Half Time Doesn't Apply But Use Progression
(I, III/I, IV, #IV, I/V, VI7,II-7, V7, I)

#3 - II-7, V7, Double Handed Line, ♭VII, VII, I

"The Nearness Of You"

END



© Jazzpianoschool.com 2014

Brenden Lowe

Lesson 31 Practice

Practice Comping While Your RH Improvises With LH Single Note Lines On Occasion.

"The Nearness Of You"



© Jazzpianoschool.com 2014

Lesson 31 Practice

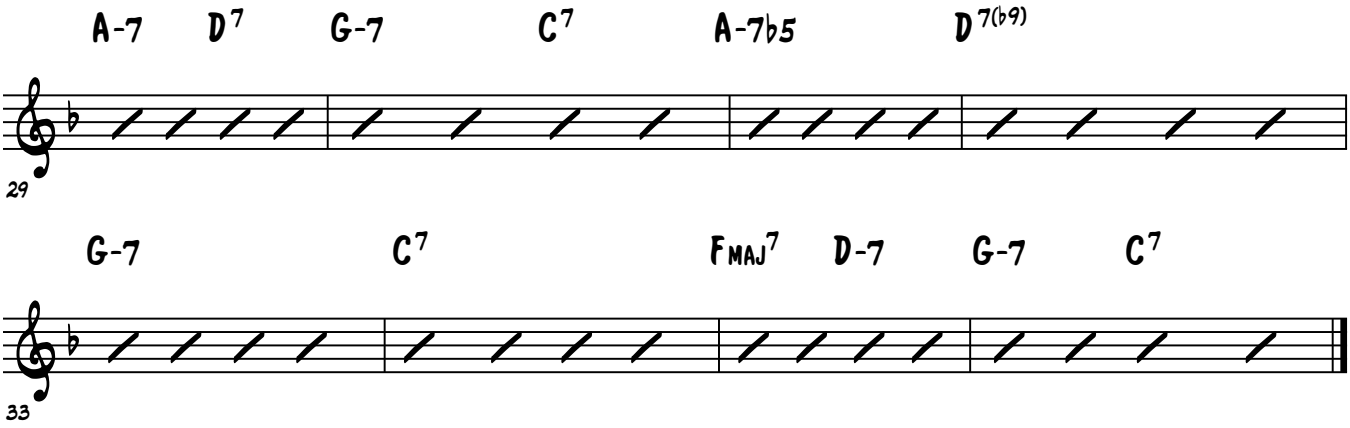

JAZZ PIANO SCHOOL

Learning Freedom

Lesson 32

Lesson 32 Practice

Brenden Lowe

Practice The Drop 2 Voicings For The Rootless Voicings Through 251's





4



7



10

© Jazz Piano School 2015



13



16



19



22



25



28



31



34

Lesson 32 Practice

Brenden Lowe

Practice The Drop 2 Voicings For The Rootless Voicings Through 251's



© Jazz Piano School 2015


B♭-7
E♭7
A♭MAJ7
13


E♭-7
A♭7
D♭MAJ7
16


A♭-7
D♭7
G♭MAJ7
19


C♯-7
F♯7
BMAJ7
22



25



28



31



34

Lesson 32 Practice

Brenden Lowe

Practice The Drop 2 Voicings Structure 2 For The Rootless Voicings Through 251's



© Jazz Piano School 2015



13



16



19



22



25



28



31



34

Lesson 32 Practice

Brenden Lowe

Practice The Drop 2 Voicings Structure 2 For The Rootless Voicings Through 251's



© Jazz Piano School 2015



13



16



19



22



25



28



31



34

Lesson 32 Practice

Brenden Lowe

Practice The Drop 2 Minor Voicings Structure 1



© Jazz Piano School 2015

Lesson 32 Practice

Brenden Lowe

Practice The Drop 2 Dominant 7th Voicings Structure 1



© Jazz Piano School 2015

Lesson 32 Practice

Brenden Lowe

Practice The Drop 2 Major 7th Voicings Structure 1



© Jazz Piano School 2015

Lesson 32 Practice

Brenden Lowe

Practice The Drop 2 Minor 7th Voicings Structure 2



© Jazz Piano School 2015

Lesson 32 Practice

Brenden Lowe

Practice The Drop 2 Dominant 7th Voicings Structure 2



© Jazz Piano School 2015

Lesson 32 Practice

Brenden Lowe

Practice The Drop 2 Major 7th Voicings Structure 2



© Jazz Piano School 2015

Brenden Lowe

Lesson 32 Practice

Practice Using Your Passing Chord Inversions In The Tunes Below Where You Can

1. There Will Never Be Another You
2. If I Were A Bell
3. Have You Met Miss Jones
4. There Is No Greater Love
5. Flip To Random Tunes

"There Will Never Be Another You Example"

Add Passing
Inversions Here



© Jazzpianoschool.com 2014

Brenden Lowe

Lesson 32 Practice

Practice Using All Of The Following Passing Chord Methods We Have Learned In The Tunes Below.

Passing Chord Methods

#1 - Diatonic Movement
#2 - A. Diminished Chord To Approach Minor
B. Minor Diminished Movement
#3 - Passing Minor Diminished For Sus Sound. (Change Bass Note)
#4 - Inversion Movement Up or Down

Tunes

1. There Will Never Be Another You
2. If I Were A Bell
3. Have You Met Miss Jones
4. There Is No Greater Love
5. Flip To Random Tunes

© Jazzpianoschool.com 2014

Lesson 32 Practice

Brenden Lowe

RH Fingering - 1,2,3,5
LH Fingering - 5,3,2,1

Practice Your Diatonic Chords In Thirds



© Jazz Piano School 2015


B♭MAJ7 C-7 D-7 E♭MAJ7 F7 G-7 A-7♭5 B♭MAJ7
17


A-7♭5 G-7 F7 E♭MAJ7 D-7 C-7 B♭MAJ7
21


E♭MAJ7 F-7 G-7 A♭MAJ7 B♭7 C-7 D-7♭5 E♭MAJ7
25


D-7♭5 C-7 B♭7 A♭MAJ7 G-7 F-7 E♭MAJ7
29


A♭MAJ7 B♭-7 C-7 D♭MAJ7 E♭7 F-7 G-7♭5 A♭MAJ7
33
G-7♭5 F-7 E♭7 D♭MAJ7 C-7 B♭-7 A♭MAJ7
37
D♭MAJ7 E♭-7 F-7 G♭MAJ7 A♭7 B♭-7 C-7♭5 D♭MAJ7
41
C-7♭5 B♭-7 A♭7 G♭MAJ7 F-7 E♭-7 D♭MAJ7
45


G♭maj7 A♭-7 B♭-7 Bmaj7 D♭7 E♭-7 F-7♭5 G♭maj7
49


F-7♭5 E♭-7 D♭7 Bmaj7 B♭-7 A♭-7 G♭maj7
53


Bmaj7 C♯-7 D♯-7 Emaj7 F♯7 G♯-7 A♯-7♭5 Bmaj7
57


A♯-7♭5 G♯-7 F♯7 Emaj7 D♯-7 C♯-7 Bmaj7
61


E maj7 F#-7 G#-7 A maj7 B7 C#-7 D#-7b5 E maj7

65


D#-7b5 C#-7 B7 A maj7 G#-7 F#-7 E maj7

69


A maj7 B-7 C#-7 D maj7 E7 F#-7 G#-7b5 A maj7

73


G#-7b5 F#-7 E7 D maj7 C#-7 B-7 A maj7

77


Dmaj7 E-7 F#-7 Gmaj7 A7 B-7 C#-7b5 Dmaj7
81
C#-7b5 B-7 A7 Gmaj7 F#-7 E-7 Dmaj7
85
Gmaj7 A-7 B-7 Cmaj7 D7 E-7 F#-7b5 Gmaj7
89
F#-7b5 E-7 D7 Cmaj7 B-7 A-7 Gmaj7
93

Lesson 32 Practice

Brenden Lowe

RH Fingering - 5,3,2,1
LH Fingering - 1,2,3,5

Practice Your Diatonic Chords In Thirds Going Down



© Jazz Piano School 2015


B♭MAJ7 C-7 D-7 E♭MAJ7 F7 G-7 A-7♭5 B♭MAJ7
17


A-7♭5 G-7 F7 E♭MAJ7 D-7 C-7 B♭MAJ7
21


E♭MAJ7 F-7 G-7 A♭MAJ7 B♭7 C-7 D-7♭5 E♭MAJ7
25


D-7♭5 C-7 B♭7 A♭MAJ7 G-7 F-7 E♭MAJ7
29


A♭MAJ7 B♭-7 C-7 D♭MAJ7 E♭7 F-7 G-7♭5 A♭MAJ7
33


G-7♭5 F-7 E♭7 D♭MAJ7 C-7 B♭-7 A♭MAJ7
37


D♭MAJ7 E♭-7 F-7 G♭MAJ7 A♭7 B♭-7 C-7♭5 D♭MAJ7
41


C-7♭5 B♭-7 A♭7 G♭MAJ7 F-7 E♭-7 D♭MAJ7
45


G♭maj7 A♭-7 B♭-7 Bmaj7 D♭7 E♭-7 F-7♭5 G♭maj7
49
F-7♭5 E♭-7 D♭7 Bmaj7 B♭-7 A♭-7 G♭maj7
53
Bmaj7 C♯-7 D♯-7 Emaj7 F♯7 G♯-7 A♯-7♭5 Bmaj7
57
A♯-7♭5 G♯-7 F♯7 Emaj7 D♯-7 C♯-7 Bmaj7
61


E maj7 F#-7 G#-7 A maj7 B7 C#-7 D#-7b5 E maj7
65
D#-7b5 C#-7 B7 A maj7 G#-7 F#-7 E maj7
69
A maj7 B-7 C#-7 D maj7 E7 F#-7 G#-7b5 A maj7
73
G#-7b5 F#-7 E7 D maj7 C#-7 B-7 A maj7
77


Dmaj7 E-7 F#-7 Gmaj7 A7 B-7 C#-7b5 Dmaj7
81
C#-7b5 B-7 A7 Gmaj7 F#-7 E-7 Dmaj7
85
Gmaj7 A-7 B-7 Cmaj7 D7 E-7 F#-7b5 Gmaj7
89
F#-7b5 E-7 D7 Cmaj7 B-7 A-7 Gmaj7
93

Brenden Lowe

Lesson 32 Practice

Practice Improvising And Comping Over The (3,6,2,5) Intro Progression In All Keys.



© Jazzpianoschool.com 2014


D♯-7 G♯7 C♯-7 F♯7 BMAJ7 F♯SUS7
29
G♯-7 C♯7 F♯-7 B7 EMAJ7 BSUS7
33
C♯-7 F♯7 B-7 E7 AMAJ7 ESUS7
37
F♯-7 B7 E-7 A7 DMAJ7 ASUS7
41
B-7 E7 A-7 D7 GMAJ7 DSUS7
45

Brenden Lowe

Lesson 32 Practice

Practice Improvising And Comping Over The (2,5,1) & Break On The V Chord Intro Progression In All Keys.



© Jazzpianoschool.com 2014


C♯-7
F♯7
Bmaj7
F♯sus7
29
F♯-7
B7
Emaj7
Bsus7
33
B-7
E7
Amaj7
Esus7
37
E-7
A7
Dmaj7
Asus7
41
A-7
D7
Gmaj7
Dsus7
45

Brenden Lowe

Lesson 32 Practice

Practice The Pedal With Broken Octave On Top Intro Through All The Keys



© Jazzpianoschool.com 2014


A♭-7 D♭7 G♭maj7 D♭sus7
25
C♯-7 F♯7 Bmaj7 F♯sus7
29
F♯-7 B7 Emaj7 Bsus7
33
B-7 E7 Amaj7 Esus7
37
E-7 A7 Dmaj7 Asus7
41
A-7 D7 Gmaj7 Dsus7
45

Lesson 32 Practice

Brenden Lowe

Practice Improvising And Comping Over The 107 Outro Below.



© Jazzpianoschool.com 2014


C♯-7
F♯7
B07
BMAJ7
29
F♯-7
B7
E07
EMAJ7
33
B-7
E7
A07
AMAJ7
37
E-7
A7
D07
DMAJ7
41
A-7
D7
G07
GMAJ7
45

Lesson 32 Practice

Brenden Lowe

Practice Improvising And Comping Over The Half Step Above Major7th Chord Outro Below In All Keys.



© Jazzpianoschool.com 2014


C♯-7
F♯7
CMAJ7
BMAJ7
29
F♯-7
B7
FMAJ7
EMAJ7
33
B-7
E7
B♭MAJ7
AMAJ7
37
E-7
A7
E♭MAJ7
DMAJ7
41
A-7
D7
A♭MAJ7
GMAJ7
45

Lesson 32 Practice

Brenden Lowe

Practice Improvising And Comping Over The Slight Rit 251 Outro Below In All Keys.



© Jazzpianoschool.com 2014


A♭-7
D♭7
G♭MAJ7
25
C♯-7
F♯7
BMAJ7
29
F♯-7
B7
EMAJ7
33
B-7
E7
AMAJ7
37
E-7
A7
DMAJ7
41
A-7
D7
GMAJ7
45

Lesson 32 Practice

Brenden Lowe

Practice Improvising And Comping Over The (♭VII To Imaj7) Progression Outro Below In All Keys.



© Jazzpianoschool.com 2014


A♭-7
D♭7
E7
G♭MAJ7
25
C♯-7
F♯7
A7
BMAJ7
29
F♯-7
B7
D7
EMAJ7
33
B-7
E7
G7
AMAJ7
37
E-7
A7
C7
DMAJ7
41
A-7
D7
F7
GMAJ7
45

Lesson 32 Practice

Brenden Lowe

Practice The Trill Ending To The Progression (4,4-,♭7,1) Outro Below In All Keys.



© Jazzpianoschool.com 2014


B♭-7 E♭7 D♭MAJ7 D♭-7 G♭7 A♭MAJ7
27
E♭-7 A♭7 B7 D♭MAJ7 E♭-7 A♭7
33
E7 G♭MAJ7 A♭-7 D♭7 E7 G♭MAJ7
39
C♯-7 F♯7 EMAJ7 E-7 A7 BMAJ7
45
F♯-7 B7 AMAJ7 A-7 D7 EMAJ7
51
B-7 E7 DMAJ7 D-7 G7 AMAJ7
57
E-7 A7 GMAJ7 G-7 C7 DMAJ7
63
A-7 D7 CMAJ7 C-7 F7 GMAJ7
69

Brenden Lowe

Lesson 32 Practice

Practice The Following Ballad Textures In The Tunes Listed Below

Ballad Textures

#1 - Double Handed Lines
#2 - LH Bass Line Arpeggios
#3 - Rubato To Time
#4 - Runs & Arpeggios

Tunes To Practice Method With

#1 - My Romance
#2 - You Don't Know What Love Is

Example #1 - Double Handed Lines



Example #2 - LH Bass Line Arpeggios



3

Example #3 - Rubato To Time. (Simply Move To Time From Rubato Whenever You Please)

© Jazzpianoschool.com 2014

Example #4 - Runs And Arpeggios



Brenden Lowe

Lesson 32 Practice

Practice Your Ballad Improv Over The Following Ballads, Using The Textures Described Below

#1 - RH Alone With Track
#2 - RH With LH Chords Solo
#3 - RH With LH Chords & Track

Improv Concepts To Practice

#1 - Double Time Solo Lines
#2 - Trills & Ornaments
#3 - Improv Over 1 Beat Reharms
#4 - RH Octave LH Chords In Rhythmic Sync

Tunes To Practice Methods With.

#1 - My Romance
#2 - You Don't Know What Love Is

© Jazzpianoschool.com 2014

Brenden Lowe

Lesson 32 Practice

Practice These LH Comping Methods While Your RH Improvises Over The Listed Ballads Below.

LH Comping Methods

Solo

#1 - Tenths To Chord Stride Style

#2 - Root To 3 + 7 Stride Style

Group

#1 - Double Time Feel (Erroll Garner Feel)

Tunes To Practice Methods With.

#1 - My Romance

#2 - You Don't Know What Love Is

© Jazzpianoschool.com 2014

Lesson 32 Practice

Brenden Lowe

Practice Adding In Your Passing Chord Inversion Method Through "The Nearness Of You"



© Jazzpianoschool.com 2014


A-7
D7
G-7
C7
A-7b5
D7(b9)
3
29
G-7
C7
FMAJ7
D-7
G-7
C7
3
33

Brenden Lowe

Lesson 32 Practice

Practice The Following Intro Progression By Comping Or Improvising To Lead Into "The Nearness Of You"

Intro Progressions

#1 - 3,6,2,5

#2 - Pedal With Octave On Top, (1,6,2,5)

#3 - 2,5,1,5 With Break On The V7 Chord

#4 - Create Your Own Intro To Lead Into "Nearness"

"The Nearness Of You"



© Jazzpianoschool.com 2014

Brenden Lowe

Lesson 32 Practice

Practice The Following Outro Progression By Using The Outros Below To End "The Nearness Of You"

Outro Progressions

#1 - Slow Down, Ritard, To The V7

#2 - Half Step Above Maj7th Chord

#3 - Whole Step Below Dominant Chord

#4 - I07 To Imaj7

#5 - Trill To (4,4-,♭7,1) Progression

"The Nearness Of You"

End

© Jazzpianoschool.com 2014

Brenden Lowe

Lesson 32 Practice

Practice The Following Ballad Textures Over "The Nearness Of You"

Ballad Textures
#1 - Double Handed Lines
#2 - LH Bass Line Arpeggios
#3 - Rubato To Time
#4 - Runs & Arpeggios

"The Nearness Of You"



© Jazzpianoschool.com 2014


2
FMAJ7
C-7
E7
BbMAJ7
Bb07
25
A-7
D7
G-7
C7
A-7b5
D7(b9)
3
3
29
G-7
C7
FMAJ7
D-7
G-7
C7
33

Brenden Lowe

Lesson 32 Practice

Practice Improvising Over "The Nearness Of You" While Focusing On The Following Texutres Below.

Improv Concepts To Practice

#1 - Double Time Solo Lines
#2 - Trills & Ornaments
#3 - 1 Beat Reharms
#4 - RH Octave, LH Chord Rhythmic Sync

#1 - RH Alone With Track
#2 - RH With LH Chords
#3 - RH With LH Chords & Track

"The Nearness Of You"



© Jazzpianoschool.com 2014


B♭MAJ7
A-7♭5
D7(♭9)
G7
G-7
C7
21
FMAJ7
C-7
F7
B♭MAJ7
B♭07
25
A-7
D7
G-7
C7
A-7♭5
D7(♭9)
29
G-7
C7
FMAJ7
D-7
G-7
C7
33

Brenden Lowe

Lesson 32 Practice

Practice The LH Comping Textures Below While Your RH Improvises

LH Comping Methods

Solo

#1 - Tenths To Chord

#2 - Root To 3 + 7

Group (with Track)

#1 - Double Time Erroll Garner Feel

"The Nearness Of You"



© Jazzpianoschool.com 2014

Lesson 32 Practice